

DURHAM COUNTY
JUVENILE CRIME PREVENTION COUNCIL
2013-2014
ANNUAL PLAN

Helping to Improve the Lives of Our Youth

Table of Contents

- I. Executive Summary (Year 1 and subsequent year updates)
- II. Department of Juvenile Justice and Delinquency Prevention County Funding Allocation
- III. Juvenile Crime Prevention Council Organization
- IV. County Risk and Needs Assessment Summary
- V. Research - Based Programs Summary
- VI. Action Plan
- VII. Request for Proposals
- VIII. JCPC Application Scoring Tool

Attachments:

Fiscal Year 2012-2013 Accomplishments

Program Descriptions

Risk and Needs Graph Data

Continuum at A Glance

Executive Summary

The Durham County Juvenile Crime Prevention Council (JCPC), in fulfillment of the duties and responsibilities as set forth in the General Statutes of the State of North Carolina, has completed the activities for the FY 2013-2014 County Plan.

Through a risk & needs assessment of Durham County youth and a resource assessment of Durham County, JCPC has identified issues and factors that have an influence and impact upon delinquent youth, at-risk youth, and their families in Durham County which include the development and strengthening of effective and accessible alternatives. Further, JCPC has identified community focused evidence-based strategies and services most likely to reduce/prevent delinquent behavior.

To mitigate risk factors, an Action Plan to impact delinquent behavior (included in this document) has been developed. With the goals, measurable objectives and corresponding outcomes, JCPC proposes to prevent or reduce delinquent behavior in Durham County youth.

Goals:

1. Prevent and reduce delinquent behavior
2. Reduction of complaints
3. Parent involvement
4. Reduction in violations of community supervision
5. Program completion

Major gaps in available service identified by the JCPC include the development and strengthening of effective and accessible alternatives to suspension, gang prevention and intervention programs and programs that increase parental involvement and support. JCPC is particularly interested in programs that are culturally competent, inclusive and accessible to youth and their families.

Priorities for Funding: Based on the risk & needs assessment of Durham County youth & resources, JCPC has determined that the following services are needed to reduce/prevent delinquency in Durham:

Residential:

Temporary Shelter Care
Runaway Shelter Care

Assessment Program:

Psychological Assessment

Clinical Treatment Programs:

Home Based Family Counseling
Crisis Counseling
Substance Abuse Treatment
Sexual Offender Treatment

Restorative Programs:

Teen Court
Restitution
Mediation/Conflict Resolution

Structured Activities Programs:

Mentoring
Parent/Family Skill Building
Interpersonal Skill Building
Tutoring/Academic Enhancement

Community Day Programs:

Juvenile Structured Day

Monitoring and Evaluation: Each program funded in the past year by JCPC has been monitored. The monitoring results and program outcomes evaluations were considered in making funding allocation decisions. JCPC continues to conduct implementation monitoring of its action plan and its funded programs on a quarterly basis.

Funding Recommendations: Having published a Request for Proposals (RFP) for needed services for a minimum of thirty (30) days, JCPC has screened the submitted proposals and has determined which proposals best meet the advertised needed services. As required by statute, JCPC recommends allocation of the NC Division of Juvenile Justice and Delinquency Prevention (NC DJJDP) funds to the following Programs in the amounts specified on page 5 for FY 13-14. Program descriptions begin on the next page. A copy of the RFP can be found on page 13.

JCPC further recommends that \$15,500 be allocated from the NC DJJDP funds for the administrative costs of the Council for FY 13-14.

JCPC makes the following additional recommendation to (or brings the following to the attention of) the Commissioners of Durham County:

The Durham County Juvenile Crime Prevention Council believes the Restitution/Community Service program should be a core program available to all courts across the state.

Respectfully Submitted,

Angela Wynn.

Chair, Durham County Juvenile Crime Prevention Council
June, 2013

DIVISION OF JUVENILE JUSTICE COUNTY FUNDING ALLOCATION

Available Funds: \$ 536,666

Local Match:

Rate: 30%

A Program Agreement Form for each program listed below is included as an attachment to the Community Prevention and Intervention Plan.

#	Program Provider	DJJDP Funding	Local Funding Local Cash Match	Local Funding Local In-Kind	OTHER State/Federal	OTHER Funds	Total
1	Durham County Teen Court & Restitution	170,000	29,133	27,100		24,767	251,000
2	Evidence Based Trauma Assessment	12,000	5,855	4,450			22,305
3	Juvenile Justice Project	15,000		6,825			21,825
4	Parenting of Adolescent	101,782	37,813	46,874		72,261	258,730
5	Project BUILD	93,599	122,969	11,148			227,716
6	The P.R.O.U.D. Program	62,285	1,890	16,796			80,971
7	Rites of Passage	8,400	1,500	38,523			
8	Young Warrior Athlete Scholarship	12,000	8,000	20,000			40,000
9	El Futuro's Durham County Clinical Program	35,367	13,830				49,197
10	JCPC	15,500	2,000	15,437			32,937
11	2% Reserved Funds for possible budget cut	10,733					10,733
	TOTALS:	\$536,666	\$222,990	\$187,153	\$0	\$97,028	\$1,043,837

The above plan was derived through a planning process by the Durham County Juvenile Crime Prevention Council and represents the County's Plan for use of these funds in FY 13-14

Chairperson, Juvenile Crime prevention Council (Date)

Chairperson, Board of County Commissioners (Date)

Juvenile Crime Prevention Council Organization

	Name	Organization	Title
Chairperson	David Addison	Police Department	Captain
Vice-Chairperson	Jennifer Rogers	Citizen	Consultant
Secretary	Anna L. Mosley	NIEH	Administration
Treasurer	Karen K. Thompson	Non Profit United Way	Consultant
Assessment Committee Chairperson	Tonya Griffis	Division of Juvenile Justice	Chief Court Counselor, Interim
Parliamentarian	Herman Scott	Citizen	Realtor

Number of Members: 24 List meeting dates during the current fiscal year and identify the number of JCPC members in attendance for each.

Meeting Date	Number of Members in Attendance	Quorum present? Yes/No
July 25, 2012	15	Y
August 22, 2012	12	Y
September 26, 2012	16	Y
October 24, 2012	16	Y
November 28, 2012	19	Y
December 26, 2012	Meeting Cancelled	N
January 23, 2013	12	Y
February 27, 2013	16	Y
March 27, 2013	16	Y
April 24, 2013	16	Y
May 22, 2013	14	Y
June 26, 2013	Meeting Cancelled	Y

Durham County Juvenile Crime Prevention Council Annual Planning Committee

Risk Assessment Summary Report

The Durham County JCPC Annual Planning Committee reviewed data gleaned from the Juvenile Risk Assessment instrument administered by Juvenile Court Counselors. The Juvenile Risk Assessment is an instrument used to predict the likelihood of the juvenile being involved in future delinquent behavior. It is completed after juveniles are referred with a complaint alleging that a delinquent act has occurred and prior to adjudication of the juvenile. For some youth, a number of the individual item ratings may be heavily dependent upon information reported by the juvenile or the parent(s). For these items (*represented by percentages with a star next to them*), there is a likelihood of under-reporting the incidence of a particular behavior and the actual incidence may be higher than suggested by these figures. In those cases, the figure should be interpreted as a measure of the minimum level of occurrence.

Durham County Risk Factor Observations: FY 2011-2012

497 dispositions in FY 11-12

Individual Domain:

28% of court involved youth had medium needs (an 1% increase from 10/11) and 11% had high unmet needs in the individual, school, peer and community domains. (A 4% increase from 10/11).

91% of court-involved youth were age 12 or older at the time their first delinquent offense was alleged.

17% of youth at Juvenile Court intake have had some prior contact with court. This is 5% lower than 10-11.

16% of the youth referred to intake had 2 or 3 prior referrals. (A 3% decrease from 10/11).

74% of Durham youth had no prior adjudication (5% higher than the state average).

25% of court-involved youth exhibited runaway behavior by leaving home and not voluntarily returning within a 24-hour period. (A 1% decrease from 10/11).

12% of youth are believed to have some substance use at disposition needing further assessment. Research regarding youth substance abuse indicates self reporting may be under reported. (A 8% decrease from 10/11).

28% of youth are believed to have some substance use at disposition needing treatment. (A 5% increase from 10/11).

School Domain:

29% of offenders have moderate school behavior problems as defined by unexcused absences, and short and long-term suspensions. (A 9% increase from 10/11).

47% of offenders have serious problems regarding behaviors in the school setting (a decrease of 1% from FY 10/11).

Peer Domain:

20% of youth identified as gang members or those associating with a gang remained the same as in 10/11

44% of youth were assessed as having peers that are a good support and influence. (An increase of 5% from FY 10/11).

26% of youth assessed as either lacking pro-social peers or sometimes associating with delinquent peers. (A decrease of 2% from FY 10/11).

14% of youth assessed regularly associated with others involved in delinquent activity. (A decrease of 3% from FY 10/11).

Community Domain:

92% of the parents/guardians of youth seen at intake were assessed as willing and able to supervise their children. (A 4% increase from FY 10/11).

7% of parents were assessed as willing but unable to supervise their children. (A 5% increase from FY 10/11).

Durham County Juvenile Crime Prevention Council Annual Planning Committee Needs Assessment Summary Report

The Durham County JCPC Annual Planning Committee also reviewed data gleaned from the Juvenile Needs Assessment instrument administered by Juvenile Court Counselors prior to court disposition of a juvenile. The Juvenile Needs Assessment is an instrument used to examine a youth's needs in the various areas of his/her life: The Individual Domain, The School Domain, The Peer Domain, and the Community Domain. This instrument was designed to detect service intervention needs as an aid in service planning. As with the Juvenile Risk Assessment, some of the individual item ratings may be heavily dependent upon information reported by the juvenile or the parent(s). For these items (*represented by percentages with a star next to them*), there is a likelihood of under-reporting the incidence of a particular behavior and the actual incidence may be higher than suggested by these figures. In those cases, the figure should be interpreted as a measure of the minimum level of occurrence.

Durham County Elevated Needs Observations: FY 2011-2012

34% of court involved youth had medium needs (a 1% decrease from 10/11) and 5% had high unmet needs in the individual, school, peer and community domains. (A 1% decrease from 10/11).

Individual Domain:

*13% of offenders received some substance abuse assessment (a 3% decrease from 10/11). 29% received some treatment (a 6% increase from 10/11). Note: These numbers are believed to be influenced by under reporting.

7% of offenders had exhibited dangerous sexual practices. (A 5% decrease from 09/10), and 2% higher than the state average.

34% of offenders were assessed as needing further mental health assessment.

36% of offenders mental health needs were addressed.

School Domain:

45% of court involved youth has serious school behavior problems as defined by unexcused absences, short and long-term suspensions. (A 17% decrease from FY 09/10).

14% of court involved youth has minor school behavior problems. (1% above state average).

17% of court involved youth is below grade level. (A 16% decrease from 09/10 and 7% more than the State average).

Peer Domain:

21% of court involved youth has some association with delinquent peers (12% lower than state average),

10% regularly associate with delinquent peers. (12% lower than state average),

21% of Durham County's court involved youth are believed to have gang associations, significantly higher

than state average.

Community Domain:

13% of offenders come from homes that contain domestic discord. (A 3% decrease from 09/10). 6% lower than state average.

45% of offenders come from homes with an assessment of marginal family supervision skills. (A 2% decrease).

89% of offenders are living at home and having their basic living needs met. (A 5% increase from 09/10).

	Durham County	Research-Based Programs Summary			
JCPC Funded Program Name, ID#, and Type	Does program provide service(s) or is it a structure?	Evidence of Research Base	SPEP		
			Primary Service	Supplemental Service	SPEP Ratings Prevention/Intervention
DHA - Family & Academic Mentoring Empowerment	Service <input checked="" type="checkbox"/> Structure	The Building Family Strengths Program is research based curriculum developed based upon an ethnographic research study conducted by Clemson University Cooperative Extension Specialists. The research done in support of the program indicates that families are unique and individual, yet share common strengths. The ten family strengths identified through the research study which are implemented as a part of the 12 session program provides the framework for a comprehensive, developmentally appropriate approach to strengthen families by focusing on developmental stages throughout the lifecycle. The program encourages the family to recognize its strengths and build upon them.	Addresses tutoring/ academic enhancement .	Parent/family skill-building	
Juvenile Justice Project	×Service <input type="checkbox"/> Structure	Quantitative and qualitative research carried out in different parts of the United States and other countries such as Canada, New Zealand and England, indicates that restorative justice practices reduce the likelihood of recidivism, rebuilds the young person's sense of self, and promotes	The Juvenile Justice Project will utilize restorative practices, specifically Mediation and Restorative Conferencing, to bring the juvenile, parents and other stakeholders together to problem-solve and reach consensus as to a plan of action		

		<p>accountability on the part of the youth and parent or guardian. (www.Americanhuman.org/protecting-children/programs/restorative-justice)</p>	<p>that will correct the delinquency. Specifically, victim offender mediation serves as a restorative approach to juvenile delinquency</p>		
<p>Evidence Based Trauma Assessment & Treatment</p>	<p>×Service <input type="checkbox"/>Structure</p>	<p>Well validated standardized measures, the Achenbach Child Behavior checklist, youth-self report, the Child Depression Inventory, UCLA PTSD Index are used to formulate a through diagnosis and treatment plan for each client.</p>	<p>The overall purpose of this program is to reduce recidivism and symptomatology while increasing pro-social behavior by employing evidence based assessment and treatment models to identify and treat the unmet mental health needs of adjudicated youth, particularly those needs stemming from exposure to traumatic events.</p>		
<p>Durham Co. Teen Court and Restitution</p>	<p>×Service <input type="checkbox"/>Structure</p>	<p>According to "Guide to Juvenile Restitution" published by OJJDP (1985), the idea of juvenile restitution has been used by the courts since the late 1970's. Today virtually all states use Restitution as a sanction, whether monetary or physical. Restitution is the act of the offender compensating the victim for a crime committed against the victim. When the Restitution is in the form of community service, the offender makes restitution to a symbolic "victim" through service to the community. In Durham our Restitution Program is accountability oriented, we are sending the message</p>	<p>Teen Court is an alternative court for youth who commit first-time, misdemeanor offenses. Youth admitted to this court are defended, prosecuted and judge by their peers. Teen court hold youth accountable for their actions. In this court offenders are also required to give something back to the community service with local agencies. The Restitution Program provides community service options for court adjudicated youth. This program also gives</p>		

		to our youth that they are responsible for what they have done or taken part of.	youth an opportunity to repay victims in their case. The Payback Program allows youth to perform community service and earn up to \$200 toward their monetary obligation to the victim. This program provide community service and restitution.		
Juvenile Psychological Evaluation	<input checked="" type="checkbox"/> Service <input type="checkbox"/> Structure	<p>The Psychological Assessment Service is only available for youth referred by the Juvenile Court or Juvenile Court staff as youth meeting requisite risk factors. The primary objective is to avoid removal of youth from the community and to achieve reunification with the family of origin for youth who were placed in detention or in out-of-home placement. It is recognized that the youth who pass through the Juvenile court system are generally maladjusted in school and in the community, and frequently demonstrate inadequate social and interpersonal skills necessary to get along with their parent(s), peer groups, and authority figures. The Assessment includes as assessment of the risk factors that impede client's optimal functioning.</p>	<p>Psychological assessment and evaluation services for court-involved youth to provide on-going treatment and support to families and youth. Supplemental services include supportive counseling for youth placed in extended detention.</p>		
Parenting of Adolescents	<input checked="" type="checkbox"/> Service <input type="checkbox"/> Structure	<p>The evidence-based treatment model utilized by the Parenting of Adolescents program (POA) is Multidimensional Family Therapy (MDFT). MDFT has been identified as having</p>	<p>The Parenting of Adolescents program (POA) provides home based family counseling utilizing Multidimensional Family Therapy (MDFT) through</p>		

		demonstrated efficacy in treating multi-problem adolescents with substance use problems and associated with large reductions in substance use immediately following treatment and at 6 and 12 months post-treatment (Austin, Macgowan, & Wagner, 2005).	a sixteen week, two times per week contact with parents and children. MDFT is an evidence based family intervention developed primarily for African American and Latino at-risk youth. POA serves families with juveniles between the ages of 6 and 17 who are court involved or at risk for court involvement.		
P.R.O.U.D. Program	<input checked="" type="checkbox"/> Service <input type="checkbox"/> Structure	P.R.O.U.D has adopted a curriculum often cited in the literature and touted as successful throughout the nation. Life Skills Training (LST), developed by Dr. Gilbert J. Botvin was originally devised for preventing substance abuse among young people. P.R.O.U.D. has expanded on the theory and practice to address substance abuse, issues related to self esteem, consideration of others, self-control of behavior, interpersonal relations, the importance of education, preparation for working in the world and several others.	The Durham P.R.O.U.D. Program is a sixteen (16) week minimum commitment. During the sixteen week term, the youth attend two (2) weekly meetings for approximately two (2) hours each session. The program's focus is intended to increase the awareness and sensitivity of the participant in specified life learning skills.		
Project BUILD	<input checked="" type="checkbox"/> Service <input type="checkbox"/> Structure	Street Outreach and Intervention have become one of the primary building blocks of Comprehensive gang Strategies since OJJDP began funding sites across the country in the 1990's. A recent writing "THE BEST PRACTICES TO ADDRESS COMMUNITY GANG PROBLEMS: OJJDP'S COMPREHENSIVE GANG MODEL (http://www.iir.com/nygc/publications	Project BUILD seeks to reduce gang activity in targeted communities by providing highly structured case management through targeted outreach and intervention planning for high risk gang involved youth. Project BUILD utilizes wrap around services by connecting youth to		

		/gang-problems.pdf) speaks very specifically regarding this approach as a best practice to intervene with young gang members, ages 14-21. An OJJDP Nation Youth Gang Center Bulletin titled "MULTIDISCIPLINARY GANG INTERVENTION TEAM"	Educational, Social and Employment resources, Mentors and Pro-social Role Modeling. Through evidenced/research based parent/child programming, this project will increase parental involvement and positive parent/child relationship.		
Rites of Passage	<input checked="" type="checkbox"/> Service <input type="checkbox"/> Structure	The ROP mentoring is a best practice model established under the SAGE program funded by the Centers for Disease Control and Prevention (CDC). ROP served as the prevention/intervention program in the project and after 3 years the study revealed that ROP had made a positive impact on the behavior of the boys involved in the program. Also, as a component of its program, ROP uses the mentoring strategy. As you may be aware, mentoring as a strategy is seen as a best practice model by OJJDP.	The Rites of Passage Program mentors young African-American boys 13 to 17 years of age to address violence in the Durham community.		
Young Warriors Athlete Scholarship Program	<input checked="" type="checkbox"/> Service <input type="checkbox"/> Structure	In 1997 local law enforcement and the San Diego District Attorney's Office noticed that CYAC had proven to be a realistic prevention, intervention and diversion measure for higher risk youth. They recognized this boxing program had been successful in providing an intelligent alternative to criminal behavior. They in turn have assisted with donating equipment and being mentors for the youth. CYAC is an	Programming to promote interpersonal skill-building for at-risk and court-referred youth through disciplined karate instruction and training.. Program provides structured activity and skill building through health, self-discipline, and modeling appropriate behaviors in a group setting."		

		all volunteer program operating year round.			
--	--	--	--	--	--

MEASURABLE OBJECTIVES

__% Participants will have no new adjudications during program participation
__% Participants will successfully or satisfactorily complete program requirements prior to termination.
__% Participants successfully/satisfactorily completing the program will have no new adjudications in the 12 months following completion.
__% Participants successfully/satisfactorily completing the program will have no new complaints in the 12 months following completion.
__% Program specific objectives
__% of participants will successfully or satisfactorily complete services as measured by performance against individual service plan.

Juvenile Crime Prevention council Action Plan / Goal: To prevent or reduce delinquent behavior

Durham County Teen Court

Activities	Objectives & Output/Outcome Measures (F.Y. 2013-2014)	Evaluation/Results (F.Y. 2012-2013)	Person(s) Responsible	Time Frame
<p>Summary of Activities Teen court is an alternative court for youth who commit first-time, misdemeanor offenses. Youth admitted to this court are defended,</p>	<p>75% Diverted participants will complete required restitution or community service hours by termination of contract or plan.</p>	<p>F.Y. 2012-2013 Evaluation/Results can be found at the end of the Juvenile Crime Prevention council Action Plan. Goal: To prevent or reduce delinquent behavior.</p>	<p>JCPC funded program providers/14th DJJ District Court Counselor staff</p>	<p>FY-13-14</p>
<p>prosecuted and judge by their peers. Teen Court hold youth accountable for their actions. In this court, offenders are also required to give</p>	<p>50% Participants will have no new complaints during program participation.</p>		<p>JCPC funded program providers/14th DJJ District Court Counselor staff</p>	<p>FY-13-14</p>
<p>something back to community service with local agencies.</p>	<p>60% Court-ordered participants will complete required restitution or community service hours by termination from court service.</p>		<p>JCPC funded program providers/14th DJJ District Court Counselor staff</p>	<p>FY-13-14</p>
	<p>40% Participants will have no new adjudications during program participation.</p>		<p>JCPC funded program providers/14th DJJ District Court Counselor staff</p>	<p>FY-13-14</p>
	<p>50% Participants successfully / satisfactorily completing the program will have no new complaints in the 12 months following completion.</p>		<p>JCPC funded program providers/14th DJJ District Court Counselor staff</p>	<p>FY-13-14</p>
	<p>50% Participants successfully / satisfactorily completing the program will have no new adjudications in the 12 months following completion.</p>		<p>JCPC funded program providers/14th DJJ District Court Counselor staff</p>	<p>FY-13-14</p>
	<p>75% Participants will successfully or satisfactorily complete the program.</p>		<p>JCPC funded program providers/14th DJJ District Court Counselor staff</p>	<p>FY-13-14</p>

Restitution Program

Activities	Objectives & Output/Outcome Measures (F.Y. 2013-2014)	Evaluation/Results (F.Y. 2012-2013)	Person(s) Responsible	Time Frame
<p>Summary of Activities The Restitution Program provides community service options for court adjudicated youth. This program also give youth an opportunity to repay victims in their case. The Payback program allows</p>	<p>60% Participants successfully/satisfactorily completing the program will have no new adjudications in the 12 months following completion.</p>	<p>F.Y. 2012-2013 Evaluation/Results can be found at the end of the Juvenile Crime Prevention council Action Plan. Goal: To prevent or reduce delinquent behavior.</p>	<p>JCPC funded program providers/14th DJJ District Court Counselor staff</p>	<p>FY-13-14</p>
<p>youth to perform community service and earn up to \$200 toward their monetary obligation to the victim. This</p>	<p>80% Participants will successfully or satisfactorily complete program requirements prior to termination.</p>		<p>JCPC funded program providers/14th DJJ District Court Counselor staff</p>	<p>FY-13-14</p>
<p>Program provide community service and restitution.</p>	<p>60% Participants will have no new complaints during program participation.</p>		<p>JCPC funded program providers/14th DJJ District Court Counselor staff</p>	<p>FY-13-14</p>
	<p>60% Participants successfully/satisfactorily completing the program will have no new complaints in the 12 months following completion.</p>		<p>JCPC funded program providers/14th DJJ District Court Counselor staff</p>	<p>FY-13-14</p>
	<p>50% Participants will have no new adjudications during program participation.</p>		<p>JCPC funded program providers/14th DJJ District Court Counselor staff</p>	<p>FY-13-14</p>

P.R.O.U.D. Program

Activities	Objectives & Output/Outcome Measures (F.Y. 2013-2014)	Evaluation/Results (F.Y. 2012-2013)	Person(s) Responsible	Time Frame
Summary of Activities This program is a 16 week minimum commitment. During the 16 week term, the youth attend 2 weekly	74% Participants will have no new adjudications during program participation.	F.Y. 2012-2013 Evaluation/Results can be found at the end of the Juvenile Crime Prevention council Action Plan. Goal: To prevent or reduce delinquent behavior.	JCPC funded prog. providers/14 th DJJ District Court Counselor staff	FY-13-14
Meetings for approximately 2 hours each session. The program's focus is intended to increase the awareness and sensitivity	74% Participants successfully/satisfactorily completing the program will have no new adjudications in the 12 months following completion.		JCPC funded prog. providers/14 th DJJ District Court Counselor staff	FY-13-14
of the participant in specified life learning skills.	76% Participants successfully/satisfactorily completing the program will have no new complaints in the 12 months following completion.		JCPC funded prog. providers/14 th DJJ District Court Counselor staff	FY-13-14
	76% Participants completing the program will demonstrate a reduction in problem behaviors for which they were referred by termination.		JCPC funded prog. providers/14 th DJJ District Court Counselor staff	FY-13-14
	74% Participants will successfully or satisfactorily complete services as measured by performance against individual service plan.		JCPC funded prog. providers/14 th DJJ District Court Counselor staff	FY-13-14
	76% Participants will have no new complaints during program participation.		JCPC funded prog. providers/14 th DJJ District Court Counselor staff	FY-13-14
	76% Participants completing the program will demonstrate improvement in targeted skills as specified in the individual service plan by termination		JCPC funded prog. providers/14 th DJJ District Court Counselor staff	FY-13-14

Rites of Passage

Activities	Objectives & Output/Outcome Measures (F.Y. 2013-2014)	Evaluation/Results (F.Y. 2012-2013)	Person(s) Responsible	Time Frame
The activities employed by the ROP program are strategically used to build self-esteem, assist the youths in functioning better in school to help them find positive alternatives to antisocial	50% Participants successfully / satisfactorily completing the program will have no new complaints in the 12 months following completion.	F.Y. 2012-2013 Evaluation/Results can be found at the end of the Juvenile Crime Prevention council Action Plan. Goal: To prevent or reduce delinquent behavior.	JCPC funded prog. providers/14 th DJJ District Court Counselor staff	FY-13-14
behavior, and to help improve parenting skills. Improvement in these areas will lower the risk of delinquency among these youth and decrease the	75% Participants completing the program will demonstrate a reduction in problem behaviors for which they were referred by termination.		JCPC funded prog. Providers/14 th DJJ District Court Counselor staff	FY-13-14
likelihood of them becoming delinquent.	50% Participants will have no new complaints during program participation.		JCPC funded prog. providers/14 th DJJ District Court Counselor staff	FY-13-14
	50% Participants completing the program will demonstrate improvement in targeted skills as specified in the individual service plan by termination.		JCPC funded prog. providers/14 th DJJ District Court Counselor staff	FY-13-14
	50% Participants will have no new adjudications during program participation.		JCPC funded prog. providers/14 th DJJ District Court Counselor staff	FY-13-14
	50% Participants successfully / satisfactorily completing the program will have no new adjudications in the 12 months following completion.		JCPC funded prog. providers/14 th DJJ District Court Counselor staff	FY-13-14
	60% Participants will successfully or satisfactorily complete services as measured by performance against individual service plan.		JCPC funded prog. providers/14 th DJJ District Court Counselor staff	FY-13-14

Evidence Based Trauma Assessment and Treatment

Activities	Objectives & Output/Outcome Measures (F.Y. 2013-2014)	Evaluation/Results (F.Y. 2012-2013)	Person(s) Responsible	Time Frame
Unmet mental health needs pose a significant threat to the successful rehabilitation of adjudicated youth. The trauma focused assessments & treatments	60% Participants successfully/satisfactorily completing the program will have no new adjudications in the 12 months following completion.	F.Y. 2012-2013 Evaluation/Results can be found at the end of the Juvenile Crime Prevention council Action Plan. Goal: To prevent or reduce delinquent behavior.	JCPC funded program providers/14 th DJJ District Court Counselor staff	FY-13-14
provided by this program will directly address this special need by identifying the particular needs of each juvenile	70% Participants successfully or satisfactorily will complete services as measured by performance against individual service plan.		JCPC funded program providers/14 th DJJ District Court Counselor staff	FY-13-14
referred to our program. Clinicians will then use evidence based treatment models on the successful rehabilitation of the	80% Participants served will have no new complaints during program participation.		JCPC funded program providers/14 th DJJ District Court Counselor staff	FY-13-14
referred youth.	60% Participants successfully/satisfactorily completing the program will have no new complaints in the 12 months following completion.		JCPC funded program providers/14 th DJJ District Court Counselor staff	FY-13-14
	80% Participants served will have no new adjudications during program participation.		JCPC funded program providers/14 th DJJ District Court Counselor staff	FY-13-14
	80% Participants completing the program will show improvement in positive replacement behaviors targeted in the individual service plan by termination.		JCPC funded program providers/14 th DJJ District Court Counselor staff	FY-13-14
	80% Participants completing the program will demonstrate a reduction in specific behaviors for which they were referred and targeted in the individual service plan by termination.		JCPC funded program providers/14 th DJJ District Court Counselor staff	FY-13-14

Young Warriors Athlete Scholarship Program

Activities	Objectives & Output/Outcome Measures (F.Y. 2013-2014)	Evaluation/Results (F.Y. 2012-2013)	Person(s) Responsible	Time Frame
Karate training is an activity that inherently teaches kids to respect and avoid violent confrontation. Also	50% of children admitted will participate in a promotion test at the end of their term(s) and will receive the validation of new belt color/promotion certificate.	F.Y. 2012-2013 Evaluation/Results can be found at the end of the Juvenile Crime Prevention council Action Plan. Goal: To prevent or reduce delinquent behavior.	JCPC funded prog. providers/14 th DJJ District Court Counselor staff	FY-13-14
Teaches all students to be more upstanding in terms of personal behavior and personal presentation. Participating students will	50% Parent involvement: While in the program, 50% of parents will participate in 50% of parent activities (parent activities expected this year are approximately 1 per quarter).		JCPC funded prog. providers/14 th DJJ District Court Counselor staff	FY-13-14
learn to stand up taller, walk lines in life more straight than before, interact with figures of authority in a more	40% Participants successfully/satisfactorily completing the program will have no new complaints in the 12 months following completion.		JCPC funded prog. providers/14 th DJJ District Court Counselor staff	FY-13-14
Respectful manner, pull their pants up, and understand that not all adult authority figures are out to get them.	60% Participants will successfully or satisfactorily complete services as measured by performance against individual service plan.		JCPC funded prog. providers/14 th DJJ District Court Counselor staff	FY-13-14
	50% Participants successfully/satisfactorily completing the program will have no new adjudications in the 12 months following completion.		JCPC funded prog. providers/14 th DJJ District Court Counselor staff	FY-13-14
	60% Participants will have no new adjudications during program participation.		JCPC funded prog. providers/14 th DJJ District Court Counselor staff	FY-13-14
	50% Participants completing the program will demonstrate improvement in targeted skills as specified in the individual service plan by termination.		JCPC funded prog. providers/14 th DJJ District Court Counselor staff	FY-13-14
	60% Participants completing the program will demonstrate a reduction in problem behaviors for which they were referred by termination.		JCPC funded prog. providers/14 th DJJ District Court Counselor staff	
	50% Participants will have no new complaints during program participation.		JCPC funded prog. providers/14 th DJJ District Court Counselor staff	

Juvenile Justice Project

Activities	Objectives & Output/Outcome Measures (F.Y. 2013-2014)	Evaluation/Results (F.Y. 2012-2013)	Person(s) Responsible	Time Frame
Victim-offender mediation is predominately used for youth whose behavior might very well generate a petition (although it may	60% Participants successfully/satisfactorily completing the program will have no new adjudications in the 12 months following completion.	F.Y. 2012-2013 Evaluation/Results can be found at the end of the Juvenile Crime Prevention council Action Plan. Goal: To prevent or reduce delinquent behavior.	JCPC funded prog. providers/14 th DJJ District Court Counselor staff	FY-13-14
be used to address personal conflicts among youth and family too). Instead of sending them off to juvenile court, the	55% Participants successfully/satisfactorily completing the program will have no new complaints in the 12 months following completion.		JCPC funded prog. providers/14 th DJJ District Court Counselor staff	FY-13-14
school official or court intake officer will divert appropriate cases to mediation where the youthful offender will	65% Participants served will have no new complaints during program participation.		JCPC funded prog. providers/14 th DJJ District Court Counselor staff	FY-13-14
participate in mediation. The offender is required to listen to how the offense affected the victim (and others-including the	70% Participants served will have no new adjudications during program participation.		JCPC funded prog. Providers/14 th DJJ District Court Counselor staff	FY-13-14
offender's parents) accept responsibility for his/her actions, and determine how to make amends.	75% Participants completing mediation will have no recurrence of behaviors for which they were referred at 6 months following the mediation.		JCPC funded prog. providers/14 th DJJ District Court Counselor staff	FY-13-14
	80% Participants will successfully fulfill all provisions of the mediation agreement.		JCPC funded prog. providers/14 th DJJ District Court Counselor staff	FY-13-14
			JCPC funded Prog. providers/14 th DJJ District Court Counselor staff	FY-13-14

Juvenile Psychological Evaluations

Activities	Objectives & Output/Outcome Measures (F.Y. 2013-2014)	Evaluation/Results (F.Y. 2012-2013)	Person(s) Responsible	Time Frame
The Psychological Assessment Service is only available for youth referred by the Juvenile Court or Juvenile Court	100% 100% Of 'No-shows" scheduled for an appointment to complete the Psychological Assessment, will be reported to the referring court counselor by email notification on the day of the no-show.	F.Y. 2012-2013 Evaluation/Results can be found at the end of the Juvenile Crime Prevention council Action Plan. Goal: To prevent or reduce delinquent behavior.	JCPC funded program providers/14 th DJJ District Court Counselor staff	FY-13-14
Staff as youth meeting requisite risk factors. The primary objective is to avoid removal of youth from the community and	80% Assessments will be completed according to standards time line.		JCPC funded program providers/14 th DJJ District Court Counselor staff	FY-13-14
achieve reunification with the family of origin for youth who were placed in detention or in out-of-home placement. It is	75% of referrals are scheduled for an appointment with the psychologists within 10 days from the date of referral.		JCPC funded program providers/14 th DJJ District Court Counselor staff	FY-13-14
recognized that the youth who pass through the juvenile court system are generally maladjusted in school and in the	100% Assessments will include treatment recommendations.		JCPC providers14 th DJJ District Court Counselor staff	FY-13-14
Community, and frequently demonstrate inadequate social and interpersonal skills			JCPC funded prog. providers/14 th DJJ District Court Counselor staff	FY-13-14
necessary to get along with their parent(s), peer groups, and authority figures. The assessment includes as assessment			JCPC Providers14 th DJJ District Court Counselor staff	FY-13-14
of the risk factors that impede client's optimal functioning.			JCPC providers 14 th DJJ District Court Counselor staff	FY-13-14

Parenting of Adolescents

Activities	Objectives & Output/Outcome Measures (F.Y. 2013-2014)	Evaluation/Results (F.Y. 2012-2013)	Person(s) Responsible	Time Frame
The POA is a home-based family counseling program designed to address risk factors as: substance abuse issues for	70% Participants successfully/satisfactorily completing the program will have no new adjudications in the 12 months following completion.	F.Y. 2012-2013 Evaluation/Results can be found at the end of the Juvenile Crime Prevention council Action Plan. Goal: To prevent or reduce delinquent behavior.	JCPC funded prog. providers/14 th DJJ District Court Counselor staff	FY-13-14
(youth and/or other family members), youth's at-risk behavior (at home and/or school), court involvement, truancy/poor	80% Identified clients and family participants completing the program will demonstrate by termination a reduction in specific behaviors for which they were referred and targeted in the individual service plan.		JCPC funded prog. providers/14 th DJJ District Court Counselor staff	FY-13-14
school performance, lack of effective parenting skills/parental supervision, and conflict within the family.	80% Participants will successfully or satisfactorily complete service as measured by performance against individual service plan.		JCPC funded prog. providers/14 th DJJ District Court Counselor staff	FY-13-14
	90% Identified clients will remain in their home environment.		JCPC funded prog. providers/14 th DJJ District Court Counselor staff	FY-13-14
	80% Participants served will have no new adjudications during program participation.		JCPC funded prog. providers/14 th DJJ District Court Counselor staff	FY-13-14
	60% Participants successfully/satisfactorily completing the program will have no new complaints in the 12 months following completion.		JCPC Prog. Providers 14 th DJJ District Court Counselor staff	FY-13-14
	80% Identified clients and family participants completing the program will show improvement in replacement behaviors targeted in the individual service plan by termination.		JCPC Prog. Providers 14 th DJJ District Court Counselor staff	FY-13-14

	70% Participants served will have no new complaints during program participation.		JCPC Prog. Providers14 th DJJ District Court Counselor staff	FY-13-14
	80% Families completing the Parenting of Adolescents Program Evaluation and the Therapy Outcome Questionnaire will report improvement on one or both measures upon termination of services.		JCPC Prog. Providers14 th DJJ District Court Counselor staff	FY-13-14
	80% Families completing the Family Environment Scale pre post test and the MDFT Intake & Discharge Evaluation Summary will show an improvement on one or both measures upon termination of services.		JCPC Prog. Providers14 th DJJ District Court Counselor staff	FY-13-14

Project BUILD

Activities	Objectives & Output/Outcome Measures (F.Y. 2013-2014)	Evaluation/Results (F.Y. 2012-2013)	Person(s) Responsible	Time Frame
Project BUILD seeks to reduce gang activity in targeted communities by expanding its current Office of Juvenile Justice	70% Participants will have no new adjudications during program participation.	F.Y. 2012-2013 Evaluation/Results can be found at the end of the Juvenile Crime Prevention council Action Plan. Goal: To prevent or reduce delinquent behavior.	JCPC funded prog. providers/14 th DJJ District Court Counselor staff	FY-13-14
And Delinquency Prevention's Comprehensive Gang Model. The project's focus will be gang and potentially gang involved youth ages 14-21. Each	75% Participants will successfully or satisfactorily complete services as measured by performance against individual service plan.		JCPC funded prog. providers/14 th DJJ District Court Counselor staff	FY-13-14
Participant will be interviewed, administered a risk/needs assessment, assigned an Outreach Worker and receive an	70% Participants successfully/satisfactorily completing the program will have no new complaints in the 12 months following completion.		JCPC funded prog. providers/14 th DJJ District Court Counselor staff	FY-13-14
Intervention Plan (IP). IPs are developed by the Intervention Team (IT) for each participant focusing on individual needs and	75% Participants successfully/satisfactorily completing the program will have no new adjudications in the 12 months following completion.		JCPC funded prog. providers/14 th DJJ District Court Counselor staff	FY-13-14
Goals. The IP will consist of research and evidence based practice and resource.	65% Participants completing the program will demonstrate improvement in targeted skills as specified in the individual service plan by termination.		JCPC funded prog. providers/14 th DJJ District Court Counselor staff	FY-13-14
	65% Participants completing the program will demonstrate a reduction in problem behaviors for which they were referred by termination.		JCPC funded prog. providers/14 th DJJ District Court Counselor staff	FY-13-14
	75% Participants will have no new complaints during program participation.		JCPC funded prog. providers 14 th DJJ District Court Counselor staff	FY-13-14

The Housing Authority of the City of Durham Family and Academic Mentoring Empowerment (FAME)

Activities	Objectives & Output/Outcome Measures (F.Y. 2013-2014)	Evaluation/Results (F.Y. 2012-2013)	Person(s) Responsible	Time Frame
The DHA FAME Program will provide resources, services, and intervention	40% Participants successfully/satisfactorily completing the program will have no new complaints in the 12 months following completion.	F.Y. 2012-2013 Evaluation/Results can be found at the end of the Juvenile Crime Prevention council Action Plan. Goal: To prevent or reduce delinquent behavior.	JCPC funded program providers/14 th DJJ District Court Counselor staff	FY-13-14
For DJJ/Juvenile Court referred youth that live in public housing that addresses tutoring/academic	45% Participants will have no new complaints during program participation.		JCPC funded program providers/14 th DJJ District Court Counselor staff	FY-13-14
Enhancement as the primary service and parent/family skill building as a supplemental service.	60% Participants will successfully or satisfactorily complete services as measured by performance against individual service plan.		JCPC funded program providers/14 th DJJ District Court Counselor staff	FY-13-14
	50% Participants successfully/satisfactorily completing the program will have no new adjudications in the 12 months following completion.		JCPC funded program providers/14 th DJJ District Court Counselor staff	FY-13-14
	60% Participants completing the program will demonstrate a reduction in problem behaviors for which they were referred by termination.		JCPC funded program providers/14 th DJJ District Court Counselor staff	FY-13-14
	50% Participants completing the program will demonstrate improvement in targeted skills as specified in the individual service plan by termination.		JCPC funded prog. providers/14 th DJJ District Court Counselor staff	FY-13-14
	60% Participants will have no new adjudications during program participation.		JCPC funded prog. providers/14 th DJJ District Court Counselor staff	FY-13-14

FISCAL YEAR 2012-2013 PROGRAM EVALUATION RESULTS

Durham County Teen Court– Fiscal Year 2012-2013

Estimated Served	Actual Served	Measurable Objectives	Goal	Actual	Termination	Answers	Met
180	182	Participants will have no new adjudications during program participation	70%	100%	118	109	100
		Participants will have no new complaints during program participation	70%	99.08%	118	109	108
		Participants will successfully or satisfactorily complete program requirements prior to termination	70%	92.66%	118	109	101

Restitution Program:

Restitution/Community Service – Fiscal Year 2012-2013

Estimated Served	Actual Served	Measurable Objectives	Goal	Actual	Termination	Answers	Met
100	91	Participants will have no new adjudications during program participation.	40%	96.43%	57	56	54
		Participants will have no new complaints during program participation.	50%	96.64%	57	56	53
		Participants will successfully or satisfactorily complete the program.	70%	92.86%	57	56	52

Evidence Based Trauma Assessment and Treatment: Individual Counseling – Fiscal year 2012-2013

Estimated Served	Actual Served	Measurable Objectives	Goal	Actual	Termination	Answers	Met
6	8	Participants will have no new adjudications during program participation	80%	100%	3	3	3
		Participants will have no new complaints during program participation	80%	100%	3	3	3
		Participants completing the program will demonstrate a reduction in specific behaviors for which they were referred and targeted in the individual service plan by termination	80%	100%	3	3	3
		Participants completing the program will show improvement in positive replacement behaviors targeted in the individual service plan by termination	80%	100%	3	3	3
		Participants successfully or satisfactorily will complete service as measured by performance against individual service plan	80%	33.33%	3	3	3

Juvenile Justice Project: Restorative Practices- Mediation - Fiscal year 2012-2013

Estimated Served	Actual Served	Measurable Objectives	Goal	Actual	Termination	Answers	Met
27	92	Clients receiving victim offender mediation.	10%	100%	32	3	3
		Participants will have no new adjudications during program participation.	60%	100%	32	3	3
		Participants will have no new complaints during program participation.	65%	96.43%	32	28	27
		Participants served will have no new adjudications during program participation.	70%	96.43%	32	28	27
		Clients receiving victim offender mediation.	10%	92.86%	32	28	26
		Participants will successfully fulfill all provisions of the mediation agreement.	80%	90.32%	32	31	28
		Participants served will have no new complaints during program participation.	55%	66.67%	32	3	3

Juvenile Psychological Evaluations: Psychological Assessments – Fiscal Year 2012-2013

Estimated Served	Actual Served	Measurable Objectives	Goal	Actual	Termination	Answers	Met
90	54	100% of “No-shows” scheduled for an appointment to complete the Psychological Assessment, will be reported to the referring court counselor by email notification on the day of the no-show.	100%	100%	50	50	50
		Assessments will include treatment recommendations.	100%	100%	50	50	50
		Referrals are scheduled for an appointment with the psychologists within 10 days from the date of referral.	75%	98%	50	50	49
		Assessments will be completed according to standards time line.	80%	94%	50	50	47

Parenting of Adolescents Program: Home Based Family Counseling – Fiscal Year 2012-2013

Estimated Served	Actual Served	Measurable Objectives	Goal	Actual	Termination	Answers	Met
50	48	Families completing the Family Environment Scale pre post test and the MDFT Intake & Discharge Evaluation Summary will show an improvement on one or both measures upon termination of services.	80%	94.74%	32	2	0
		Participants will have no new adjudications during program participation.	50%	100%	32	11	11
		Participants will have no new complaints during program participation.	50%	100%	32	11	11
		Identified clients and family participants completing the program will show improvement in replacement behaviors targeted in the individual service plan by termination.	70%	100%	32	11	11
		Identified clients and family participants completing the program will demonstrate by termination a reduction in specific behaviors for which they were referred and targeted in the individual service plan.	70%	100%	32	11	11
		Identified clients will remain in their home environment.	70%	100%	32	11	11
		Families completing the Parenting of Adolescents Program Evaluation and the Therapy Outcome Questionnaire will report improvement on one or both measures upon termination of services.	80%	68.42%	32	19	13
		Participants served will have no new adjudications during program participation.	80%	89.47%	32	19	17
		Identified clients will remain in their home environment.	90%	89.47%	32	19	17
		Identified clients and family participants completing the program will demonstrate by termination a reduction in specific behaviors for which they were referred and	80%	84.21%	32	19	16

		targeted in the individual service plan.					
		Identified clients and family participants completing the program will show improvement in replacement behaviors targeted in the individual service plan by termination.	80%	84.21%	32	19	16
		Participants served will have no new complaints during program participation.	70%	78.95	32	19	15

Project BUILD: Interpersonal Skill Building – Fiscal Year 2012-2013

Estimated Served	Actual Served	Measurable Objectives	Goal	Actual	Termination	Answers	Met
80	118	Participants will have no new adjudications during program participation.	70%	76.19%	47	5	0
		Participants will have no new complaints during program participation.	75%	76.19%	47	42	32
		Participants completing the program will demonstrate improvement in targeted skills as specified in the individual service plan by termination.	65%	52.38%	47	42	22
		Participants completing the program will demonstrate a reduction in problem behaviors for which they were referred by termination.	65%	52.38%	47	42	22
		Participants will successfully or satisfactorily complete services as measured by performance against individual service plan.	75%	40.48%	47	42	17

Rites of Passage Program: Mentoring - Fiscal Year 2012-2013

Estimated Served	Actual Served	Measurable Objectives	Goal	Actual	Termination	Answers	Met
15	15	Participants will have no new adjudications during program participation.	50%	100%	3	2	0
		Participants will have no new complaints during program participation.	50%	100%	3	1	1
		Participants completing the program will demonstrate improvement in targeted skills as specified in the individual service plan by termination.	50%	100%	3	1	1
		Participants will successfully or satisfactorily complete services as measured by performance against individual service plan.	60%	100%	3	1	1
		Participants completing the program will demonstrate a reduction in problem behaviors for which they were referred by terminations.	75%	100%	3	1	1

The Durham P.R.O.U.D. Program: Interpersonal Skill Building – Fiscal Year 2012-2013

Estimated Served	Actual Served	Measurable Objectives	Goal	Actual	Termination	Answers	Met
50	68	Participants completing the program will demonstrate improvement in targeted skills as specified in the individual service plan by termination.	70%	10%	50	5	5
		Participants completing the program will demonstrate a reduction in problem behaviors for which they were referred by termination.	75%	86.11%	50	36	31
		Participants completing the program will demonstrate improvement in targeted skills as specified in the individual service plan by termination.	75%	86.11%	50	36	31
		Participants will successfully or satisfactorily complete services as measured by performance against individual service plan.	73%	83.33%	50	36	30
		Participants will successfully or satisfactorily complete services as measured by performance against individual service plan.	68%	80%	50	5	4
		Participants completing the program will demonstrate a reduction in problem behaviors for which they were referred by termination.	70%	80%	50	5	4
		Participants will have no new complaints during program participation.	75%	77.78%	50	36	28
		Participants will have no new adjudications during program participation.	73%	75%	50	36	27
		Participants will have no new adjudications during program participation.	68%	60%	50	5	3
		Participants will have no new complaints during program participation.	70%	20%	50	5	1

**The Housing Authority of the City of Durham Family and Academic Mentoring Empowerment (FAME): Structure Activities –
Fiscal Year 2012-2013**

Estimated Served	Actual Served	Measurable Objectives	Goal	Actual	Termination	Answers	Met
12	14	Participants will have no new adjudications during program participation.	60%	90%	10	10	9
		Participants completing the program will demonstrate improvement in targeted skills as specified in the individual service plan by termination.	50%	70%	10	10	7
		Participants will successfully or satisfactorily complete services as measured by performance against individual service plan.	60%	70%	10	10	7
		Participants will have no new complaints during program participation.	45%	60%	10	10	6
		Participants completing the program will demonstrate a reduction in problem behaviors for which they were referred by termination.	60%	60%	10	10	6

Young Warriors Athlete Scholarship Program: Interpersonal Skill Building – Fiscal Year 2012-2013

Estimated Served	Actual Served	Measurable Objectives	Goal	Actual	Termination	Answers	Met
33	36	Participants will have no new complaints during program participation.	50%	100%	33	27	27
		Participants will have no new adjudications during program participation.	60%	100%	33	27	27
		Parent involvement: While in the program, 50% of parents will participate in 50% of parent activities (parent activities expected this year are approximately 1 per quarter).	50%	86.67%	33	15	13
		Participants completing the program will demonstrate improvement in targeted skills as specified in the individual service plan by termination.	50%	77.78%	33	27	21
		Participants completing the program will demonstrate a reduction in problem behaviors for which they were referred by termination.	60%	74.07%	33	27	20
		Of children admitted will participate in a promotion test at the end of their term(s) and will receive the validation of new belt color/promotion certificate.	50%	70.37%	33	27	19
		Participants will successfully or satisfactorily complete services as measured by performance against individual service plan.	60%	70.37%	33	27	19

**Durham County Juvenile Crime Prevention Council Request for Proposals (RFP)
DJJ Continuation Funding – FY 2013-2014**

Durham County

\$536,666

02/25/2013

Anticipated County Allocation

Date Advertised

The use of DJJDP Funds requires a local match of 30%

The Juvenile Crime Prevention Council having studied the needs of youth in Durham County hereby publishes this Request for Proposals.

The North Carolina Department of Juvenile Justice and Delinquency Prevention (DJJDP) anticipates funds in the above stated amount will be available for programs serving delinquent and at-risk youth for the state fiscal year 2012-2013 beginning on, or after July 01, 2012.

Program services for juvenile delinquents should target the following categories of those at risk of re-offending:

In general, Durham youth offenders have a substantially higher risk of re-offending than most youth in North Carolina counties. Over ½ have substance abuse issues, serious behavior problems in school, and are gang members or gang affiliated. Most of their families have marginal supervision skills and a significant number of families have conflict within the home. Other area demonstrating a higher level of risk in Durham County includes low academic achievement and substance abuse by family members. **Based on identified needed programs and possible gaps in the Service Continuum, the following JCPC program types will be considered for funding in Durham County.**

Mentoring	Mediation	Structured Day Program
Parent/Family Skill Building	Restitution	Substance Abuse Treatment
Interpersonal Skill Building	Teen Court	Child & Family Crisis Counseling
Tutoring/Academic Enhancement	Sex Offender Treatment	Psychological Assessments
	Temporary/Runaway Shelter	

Programs should address the following Risk Factors as reported in the Needs Assessments of adjudicated youth in Durham County

Peer	Individual	Family	School
Youth are affiliated with other youth that are delinquent or involved in gangs. Indicators suggest that there is a strong gang presence with 24% of you having gang membership or affiliation.	Youth are in need of prosocial skills with unmet mental health assessment needs. Indicators point to substance use and abuse.	Families are characterized as having domestic discord or violence with members having substance abuse issues. Indicators suggest familial criminal histories. Parents possess marginal supervision/parenting skill levels	Youth are exhibiting serious behavior problems in the school setting and are functioning academically below grade level.

Programs must implement services which promote one or more of the following Protective Factors in these domains.

Individual	Peer	School
Social support from adults & peers	Prosocial peers & positive peer modeling	Involvement in prosocial school activities
Bonding to prosocial others & activities	Family	School connectedness

Belief in moral order	Effective parental supervision	Strong school motivation
High accountability	Promoting family connectedness & communication	Increase in academic skill levels
	Opportunities for prosocial family involvement	

Any local public agency, private 501©(3) non-profit organization, or housing authority interested in applying for these funds must attend the mandatory proposal development session to be held – 1:00-4:00pm on Thursday March 10th 2012 at Durham County Main Library Auditorium 1st floor located at 300 N. Roxboro St. – Durham, NC 27701.

For more information contact: Durham County Criminal Justice Resource Center – Celia Jefferson, JCPC Coordinator (919)560-0534, David Addison, JCPC Chair, (919)560-4935, Calvin Vaughan, Durham County Chief Counselor(919)560-6824, Cindy Porterfield, DJJ Regional Consultant(919)575-3166 x268.

The Deadline for receiving application is Monday March 24th, 2013 at 5:00pm.

30 copies of the application should be delivered to:

Durham County Criminal Justice Resource Center – 326 East Main St. – Durham, NC 27701

JCPC Program Application Scoring Tool

Durham County JCPC Screening Criteria for Program Applicants

Durham County Juvenile Crime Prevention Council
Proposal Evaluation Face Sheet

Programmatic – Young Warriors Athlete	Yes	No	Comments
Is it clear what service the program is providing and how it will be implemented?			
Is there a clear description of who will be served and the referral sources?			
Administrative			
If a private, non-profit, is there documentation of the applicant's 501(c)(3)?			
Are there any conflicts of interest that would preclude funding?			
Does the program:			
Fulfill restitution to victims?			
Detect gang participation and divert youth from gang participation?			
Is program accessible to youth? Provide Transportation?			
Has the program coordinated its planning efforts with DJJDP, other community partners or the school system where appropriate?			
Currently Funded Programs			
Does the proposed program provide a SPEP service and SPEP score?			

If yes, can the program demonstrate any potential improvement in the score?			
If currently funded, has the program reported outcomes achieved in the last full fiscal year?			
If previously funded, has the program completed applications, revisions, client tracking, financial accountings and other requested documentation in a timely and accurate manner?			
If currently funded, does past program performance or compliance with Policies and Procedures preclude funding?			

ATTACHMENTS

Accomplishments for Fiscal Year 2012-2013

The Durham County Juvenile Crime Prevention Council (JCPC) is charged with studying and assessing the needs of the juvenile population within the county and making funding recommendations for needed services to the Durham County Commissioners for the expenditure of intervention/prevention funds which are appropriated by the General Assembly. The following information summarizes accomplishments that are a part of the duties and responsibilities set by the State to help the JCPC to intervene, respond to and treat the needs of juveniles at risk within Durham County.

One of the JCPC's many duties is to increase public awareness of the causes of delinquency and strategies to reduce the problem. During Fiscal Year, 2012-2013, instead of holding our annual program fair in February to showcase the many outstanding JCPC funded programs along with other programs serving at-risk youth in Durham County, we showcased the programs through our ad hoc committee, Disproportionate Minority Contact committee (DMC). JCPC partnered with the Department of Juvenile Justice Institute located at North Carolina Central University (NCCU) to address Disproportionate Minority Contact (DMC). Like the majority of counties in the state, Durham County has a need to address the over representation of minorities in the Juvenile Justice System. The focus of the initiative will be to identify targeted opportunities for interventions that can lead to reducing DMC not only in Durham County but across the state. A DMC conference was held on January 25 to engage the community in the work JCPC is involved in. Please visit our DMC website at www.dmcdurham.org to review how we are addressing DMC in Durham County.

JCPC held another public awareness event in June. Our keynote speaker, Umar Muhammad, MS, CNM presented on Keeping Our Youth Safe & Engaged During the Summer. Our targeted audience: caregivers of Durham youth, people not familiar with JCPC, justice jargon (adjudicate; djj; re-offend; etc), people looking for resources to keep their youth out of trouble (prevention and court-involved), people that are likely aware of and concerned about gang-related issues, people that may or may not have kids in the court system and predominately mothers, grandmothers, and church folk. Our objectives were to increase awareness of JCPC, Educate caregivers regarding major issues facing Durham youth, increase awareness of community resources for at-risk youth, encourage program participation of youth involved in court system and pro-social youth, and offer tips and strategies for engaging youth over summer months. Durham's elected officials came out to support our efforts.

Each fiscal year, it is one of the JCPC's responsibilities to review the Risk/Needs Assessment Report of juvenile court-involved youth in Durham County and establish priorities for services and programs; develop a Request for Proposal and conduct training for potential applicants. As a result of the applicants' presentations to the JCPC, the council funded ten continuation programs for FY 2012-2013 in the amount of \$536,666.

The JCPC intervenes, responds to and treats the needs of juveniles at risk of delinquency by sponsoring trainings not only for its program providers and also for the council to keep them informed of what is going on within the Durham Community

Respectfully Submitted,

Celia Jefferson

Celia Jefferson,

Coordinator Durham County Juvenile Crime Prevention Council

[A Brief Description of JCPC Program Providers](#)

Durham County Teen Court & Teen Court Restitution – Director – Sabrina Cates – 919-682-1960

Teen court provides first time misdemeanor youth offenders and middle and high school student's volunteer opportunities to develop skills and insight. They also contribute to their community in a responsible and positive manner through participation in Teen Court, community service, and educational workshops. The Restitution Program provides community service opportunities for adjudicated youth. This program also assists adjudicated youth with repaying victims for their crimes.

El Futuro's Durham County Clinical Program – Sponsored by El Futuro – Executive Director, Luke Smith – 919-688-7101 The purpose of this program is to offer mental health and substance abuse treatment interventions for at-risk Latino youth, ages 7-17 in clinical and school settings while providing support for parents.

Evidence-Based Trauma Assessment & Treatment—Sponsored by Child & Parent Support Services - Clinic Manager -Katie Tise—919-419-3474

The overall purpose of this program is to reduce recidivism by identifying and treating mental health needs, allowing children, adolescents and their families to increase communication and overall functioning by employing evidence-based assessment and treatment models, particularly those needs stemming from exposure to traumatic events and chronic stress. This program serves youth between the ages 10-18.

Juvenile Justice Project – Sponsored by The Elna B. Spaulding Conflict Resolution Center– Executive Director – Grace Marsh-919-680-4908

A victim-offender mediation and conflict resolution services offered to court diverted and/or court involved youth referred from juvenile services. Program supports diversion planning for juvenile court involved youth in an effort to effect and reduce the disproportionate number of minority youth entering the juvenile justice system (DMC).

Juvenile Psychological Evaluations Service - Sponsored by the Durham Center – Psychologist -David Vandusee – 919-560-6824

Provides comprehensive psychological evaluations annually to meet the need for identifying youth within the court system requiring mental health treatment or placement options.

Parenting Of Adolescents-Sponsored by Exchange Clubs" Family Center - Director – Margaret Zealey – 919-286-9106

Provides a 12-36 week, home-based family counseling program for at risk and court-involved youth and their families. Together we work on developing healthy parent-child/family relationships, improve family management skills, problem solving and understanding adolescent development and behavior. Our goal is to strengthen families and reduce the likelihood of an adolescent's involvement in the court system. Services are offered in English and Spanish. This program serves youth ages 7-17.

Project B.U.I.L.D. Sponsored by NC Cooperative Extension Service– Program Manager – Kedrick Lowery 919-560-0537

The program goals are to **Build Uplift & Impact Lives Daily**. The program will provide provisions of direct outreach services to targeted youth in various settings including home, school, and the streets. The goals/purposes of such contacts are to refer and assist in enrollment of project youth in counseling, pro-social programs and community agencies and to ensure that project youth maintain an appropriate level of involvement and participation in such programs/agencies. This program serves youth between the ages 14-21.

P.R.O.U.D. Program - Director – Quillie Coath – 919-956-8366

Personal Responsibility to overcome with understanding and determination serves adolescents 13-17 referred by the juvenile justice system. They provide activities that reduce the criminal activity of the juveniles, re-ignite interest in school and engage parents in taking responsibility for their children.

Rites Of Passage-Sponsored by Durham Business & Professional Chain Inc. - Director – Warren Herndon – 919-683-1047

This program immerses young men in a comprehensive nine-month long program of enrichment that includes intensive mentoring, learning seminars and field trips. These activities emphasize traditional African rites of passage that mark the progression from childhood to manhood. This program serves youth ages 13-16.

Young Warriors Athlete Scholarship Program—Sponsored by Budo Karate House (Ligo Dojo of Budo Karate Durham) - Director—Nathan Ligo—919-923-6915

Allows DJJDP kids to participate in a structured, interpersonal skill-building athletic activity outside of school two or more times per week, within a key area in Durham designated by police as having one of the highest concentrations of gang activity in the state. Through karate training these young people will improve in physical health, confidence, self-esteem, self-discipline, anger management and conflict resolution, all of which will leave them less inclined to get themselves into trouble with crime, gangs, drugs, etc.

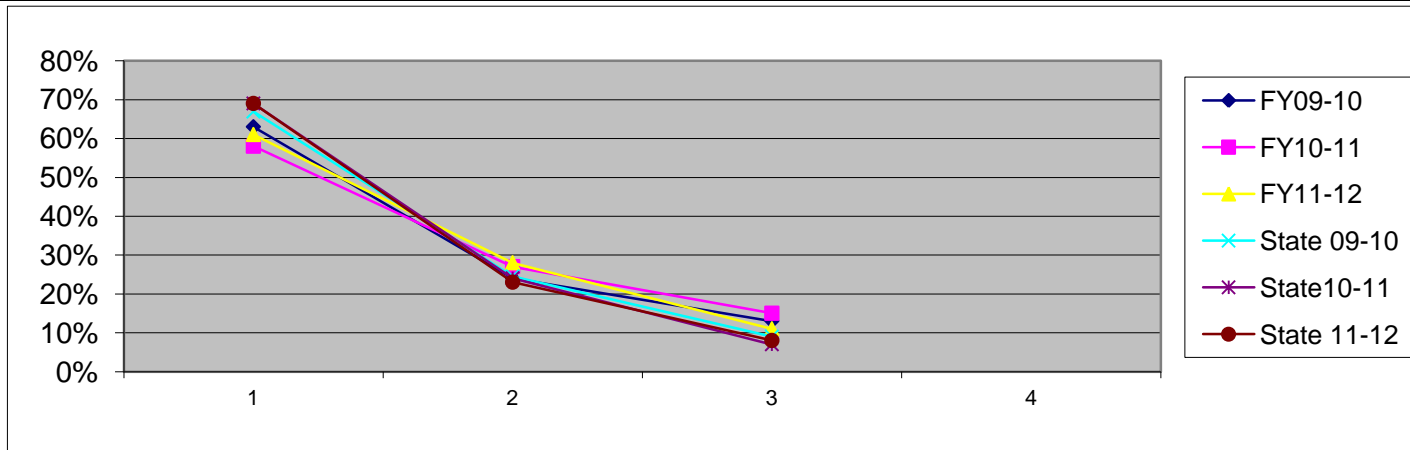
RISKS AND NEEDS GRAPH DATA

RISK ASSESSMENT COMPARISON DATA

for FY 09-10 and FY10-11 and FY11-12

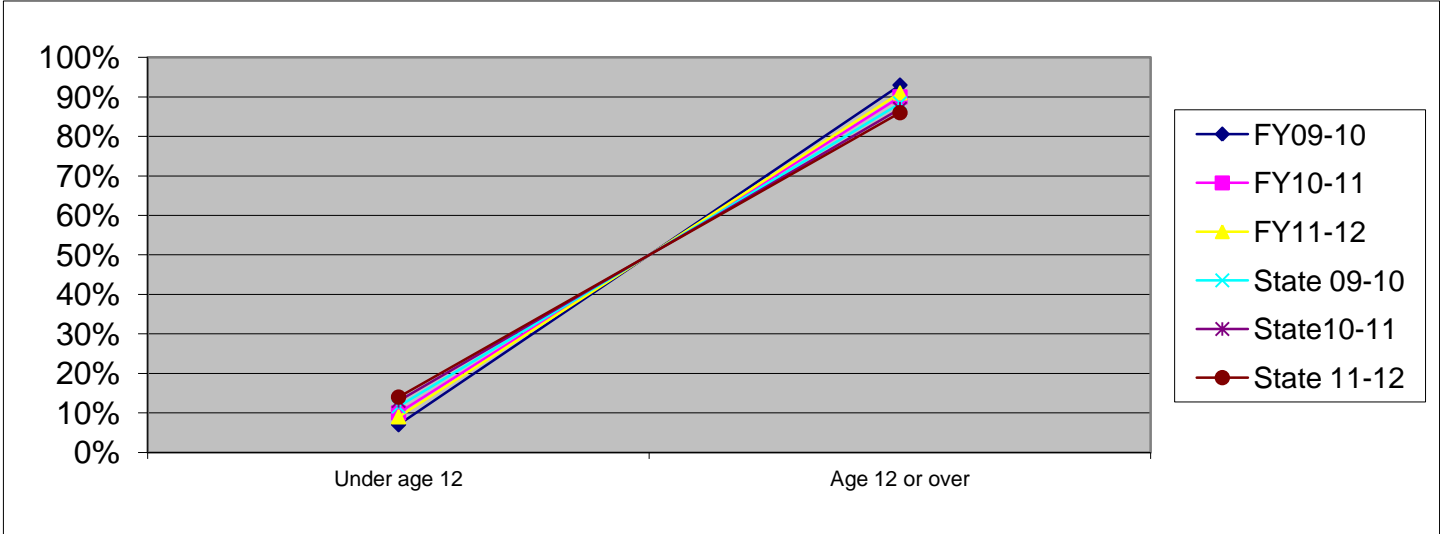
	FY09-10	FY10-11	FY11-12	State 09-10	State1 0-11	State 11-12
Total	456	422	497	17,868	18,214	17,838

Overall Risk Level	FY09-10	FY10-11	FY11-12	State 09-10	State1 0-11	State 11-12
Low Risk	63%	58%	61%	67%	69%	69%
Medium Risk	24%	27%	28%	25%	24%	23%
High Risk	13%	15%	11%	9%	7%	8%



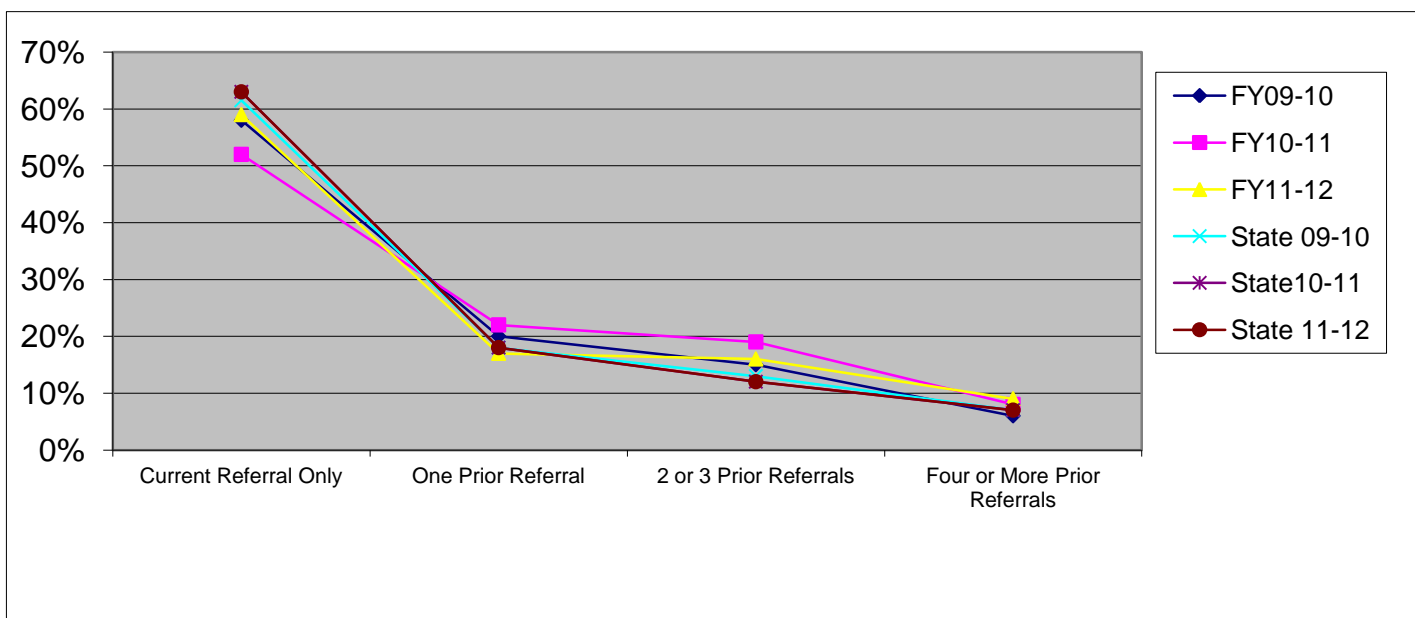
Observations:

R1 - Age When First Delinquent Offense Alleged in a Complaint	FY09-10	FY10-11	FY11-12	State 09-10	State10-11	State 11-12
Under age 12	7%	10%	9%	12%	13%	14%
Age 12 or over	93%	90%	91%	88%	87%	86%



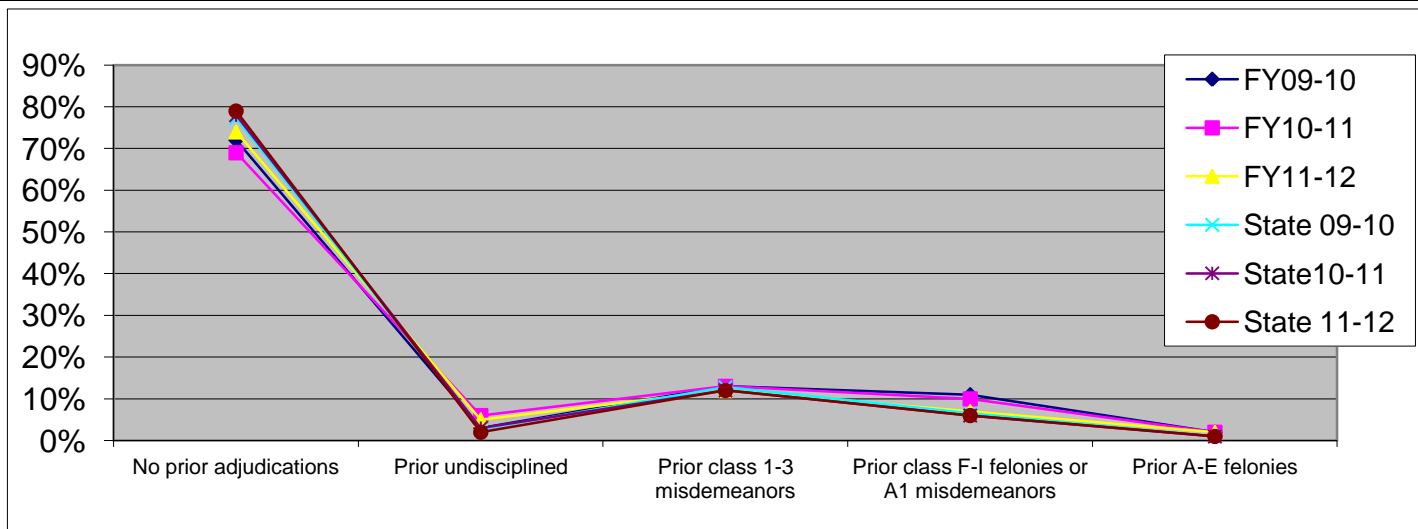
Observations:

R2 - Number of Undisciplined or Delinquent Referrals at Intake	FY09-10	FY10-11	FY11-12	State 09-10	State 10-11	State 11-12
Current Referral Only	58%	52%	59%	62%	63%	63%
One Prior Referral	20%	22%	17%	18%	18%	18%
2 or 3 Prior Referrals	15%	19%	16%	13%	12%	12%
Four or More Prior Referrals	6%	8%	9%	7%	7%	7%



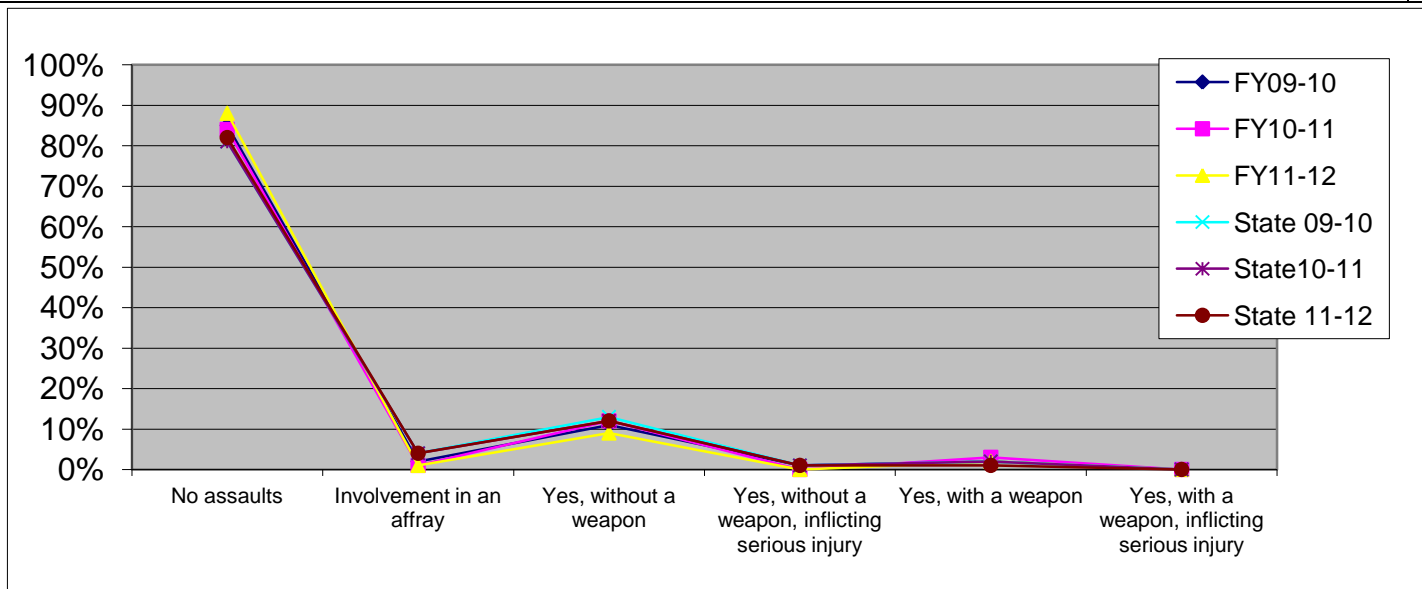
Observations:

R3 - Most Serious Prior Adjudication	FY09-10	FY10-11	FY11-12	State 09-10	State10-11	State 11-12
No prior adjudications	72%	69%	74%	77%	78%	79%
Prior undisciplined	3%	6%	5%	3%	3%	2%
Prior class 1-3 misdemeanors	13%	13%	12%	13%	12%	12%
Prior class F-I felonies or A1 misdemeanors	11%	10%	7%	7%	6%	6%
Prior A-E felonies	2%	2%	2%	1%	1%	1%



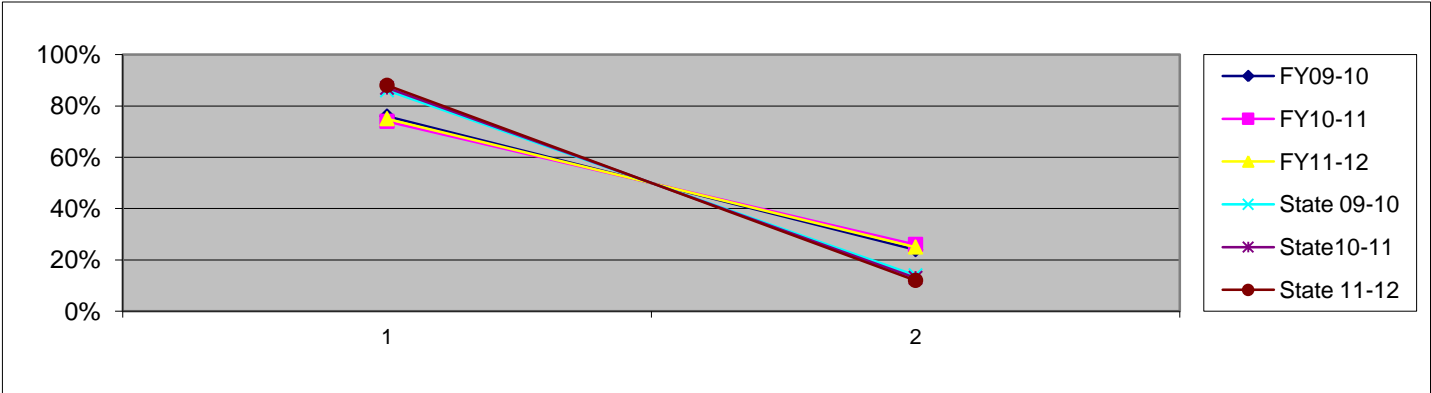
Observations:

R4 - Prior Assaults	FY09-10	FY10-11	FY11-12	State 09-10	State10-11	State 11-12
No assaults	85%	84%	88%	81%	81%	82%
Involvement in an affray	2%	1%	1%	4%	4%	4%
Yes, without a weapon	11%	12%	9%	13%	12%	12%
Yes, without a weapon, inflicting serious injury	1%	0%	0%	1%	1%	1%
Yes, with a weapon	2%	3%	2%	2%	2%	1%
Yes, with a weapon, inflicting serious injury	0%	0%	0%	0%	0%	0



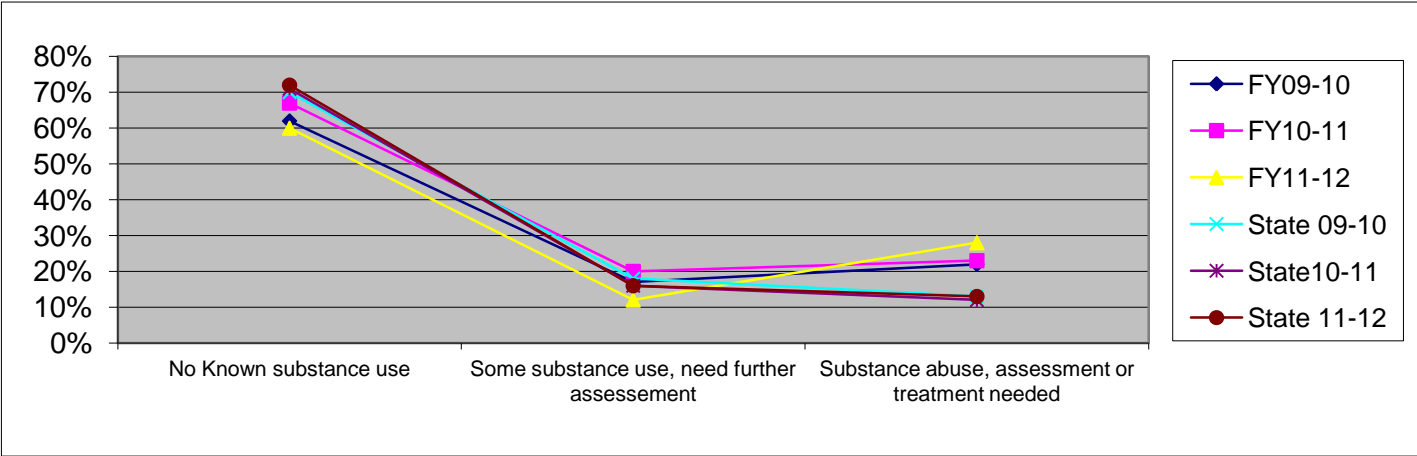
Observations:

R5 - Runaway from Home or Placement	FY09-10	FY10-11	FY11-12	State 09-10	State10-11	State 11-12
No	76%	74%	75%	86%	87%	88%
Yes	24%	26%	25%	14%	13%	12%



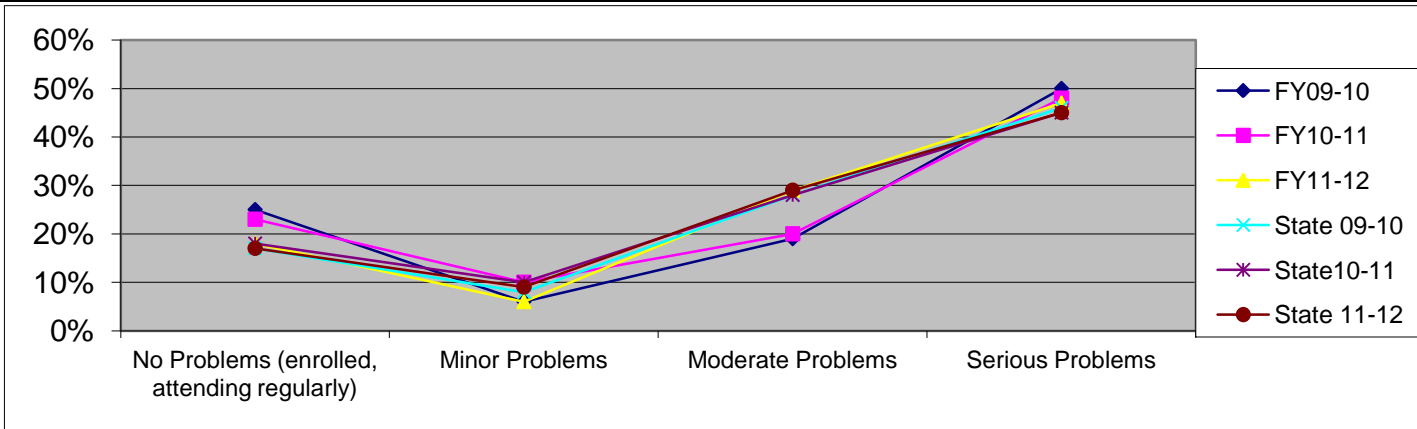
Observations:

R6 - Known Use of Alcohol or Illegal Drugs (prior 12 months)	FY09-10	FY10-11	FY11-12	State 09-10	State 10-11	State 11-12
No Known substance use	62%	67%	60%	70%	71%	72%
Some substance use, need further assesement	17%	20%	12%	18%	16%	16%
Substance abuse, assessment or treatment needed	22%	23%	28%	13%	12%	13%



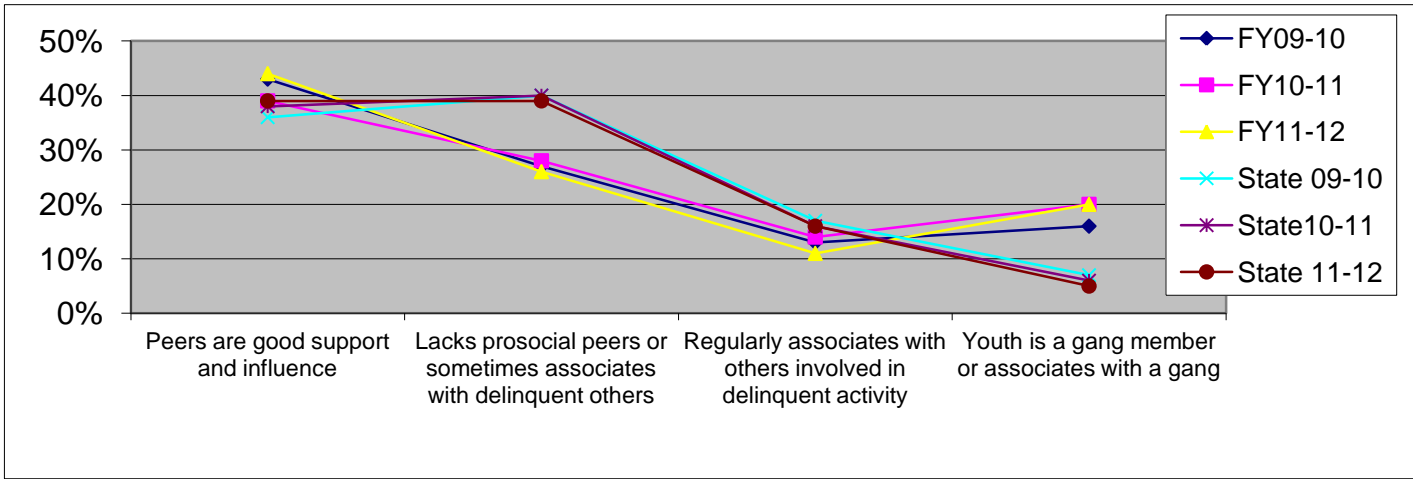
Observations:

R7 - School Behavior Problems (prior 12 months)	FY09-10	FY10-11	FY11-12	State 09-10	State10-11	State 11-12
No Problems (enrolled, attending regularly)	25%	23%	18%	17%	18%	17%
Minor Problems	6%	10%	6%	8%	10%	9%
Moderate Problems	19%	20%	29%	28%	28%	29%
Serious Problems	50%	48%	47%	46%	45%	45%



Observations:

R8 - Relationships with Peers	FY09-10	FY10-11	FY11-12	State 09-10	State10-11	State 11-12
Peers are good support and influence	43%	39%	44%	36%	38%	39%
Lacks prosocial peers or sometimes associates with delinquent others	27%	28%	26%	40%	40%	39%
Regularly associates with others involved in delinquent activity	13%	14%	11%	17%	16%	16%
Youth is a gang member or associates with a gang	16%	20%	20%	7%	6%	5%



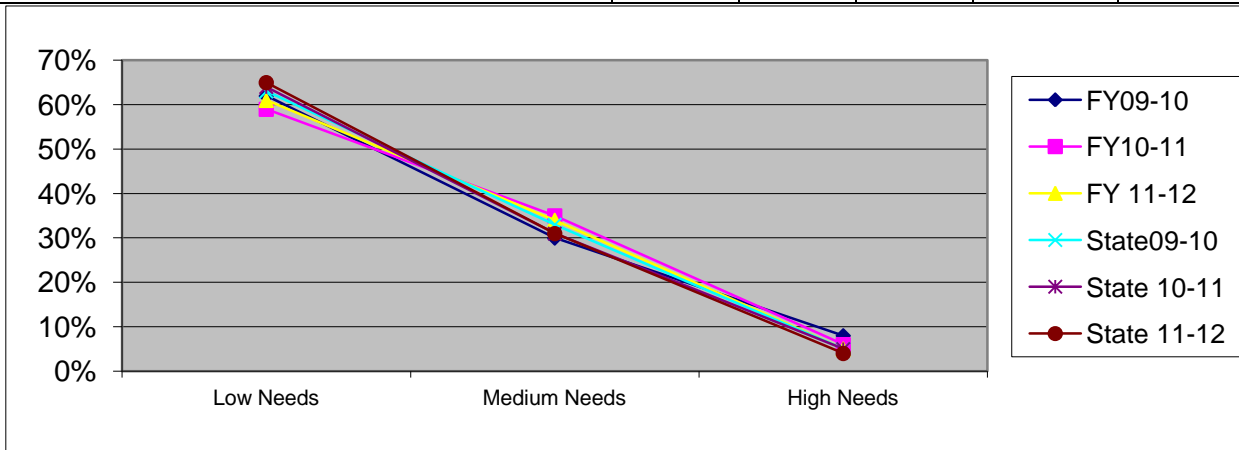
Observations:

**NEEDS ASSESSMENT COMPARISON DATA -
DURHAM**

for FY 09-10 and 10-11 and 11-12

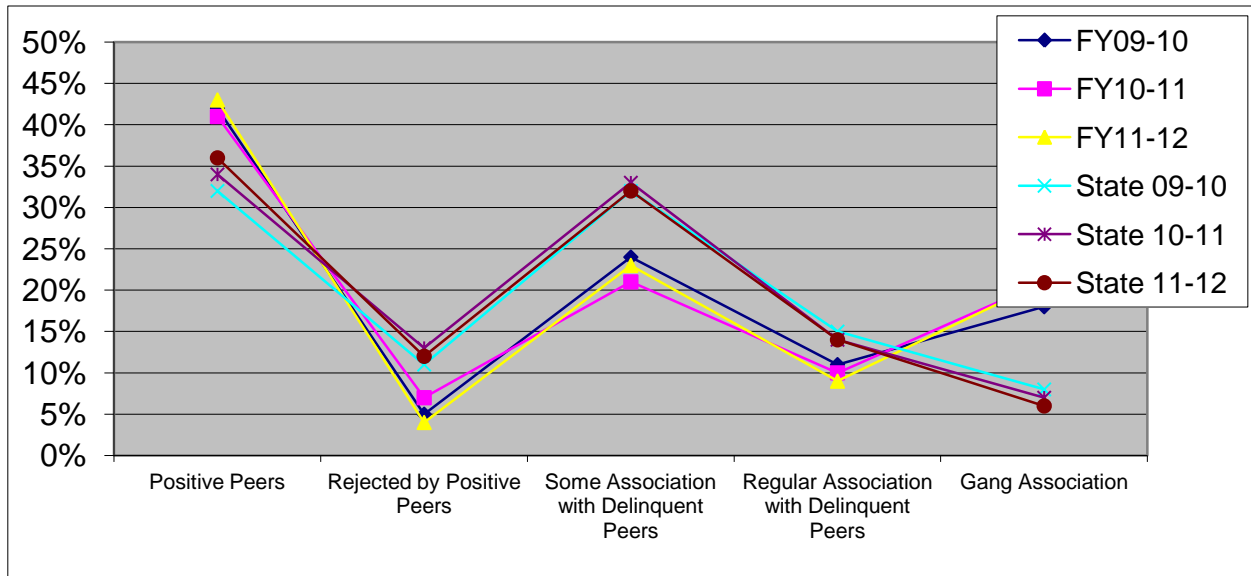
	FY09-10	FY10-11	FY11-12	State09-10	State10-11	State11-12
Total	496	462	580	21,445	21,906	21897

Overall Needs Levels	FY09-10	FY10-11	FY 11-12	State09-10	State 10-11	State 11-12
Low Needs	62%	59%	61%	63%	64%	65%
Medium Needs	30%	35%	34%	33%	31%	31%
High Needs	8%	6%	5%	5%	5%	4%



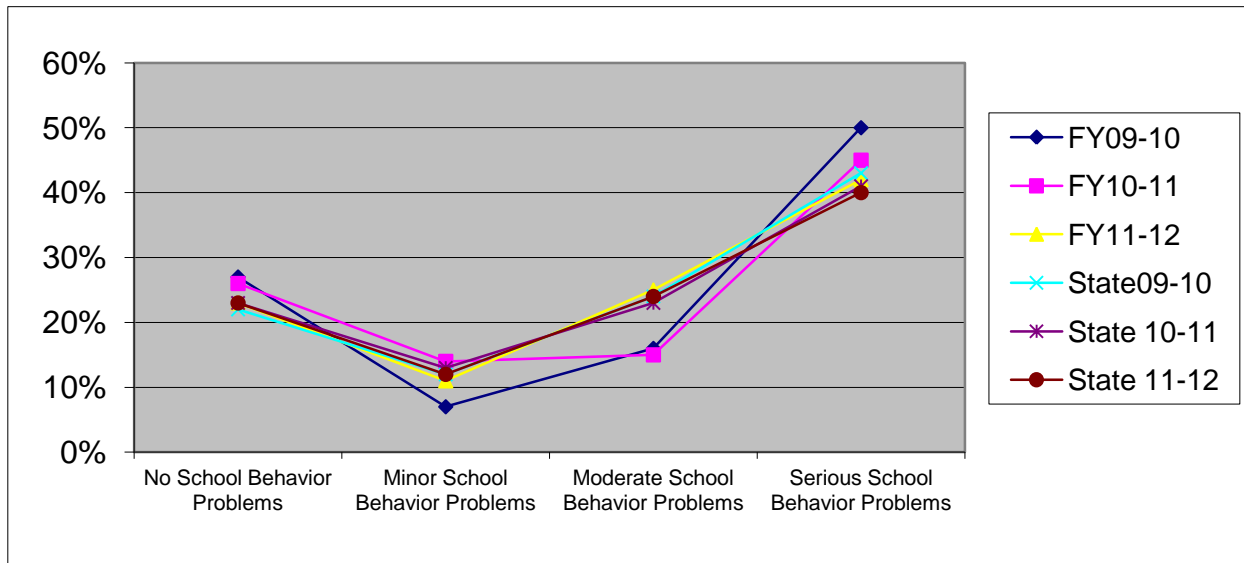
Observations:

Y1 - Peer Relationships	FY09-10	FY10-11	FY11-12	State 09-10	State 10-11	State 11-12
Positive Peers	42%	41%	43%	32%	34%	36%
Rejected by Positive Peers	5%	7%	4%	11%	13%	12%
Some Association with Delinquent Peers	24%	21%	23%	32%	33%	32%
Regular Association with Delinquent Peers	11%	10%	9%	15%	14%	14%
Gang Association	18%	21%	21%	8%	7%	6%



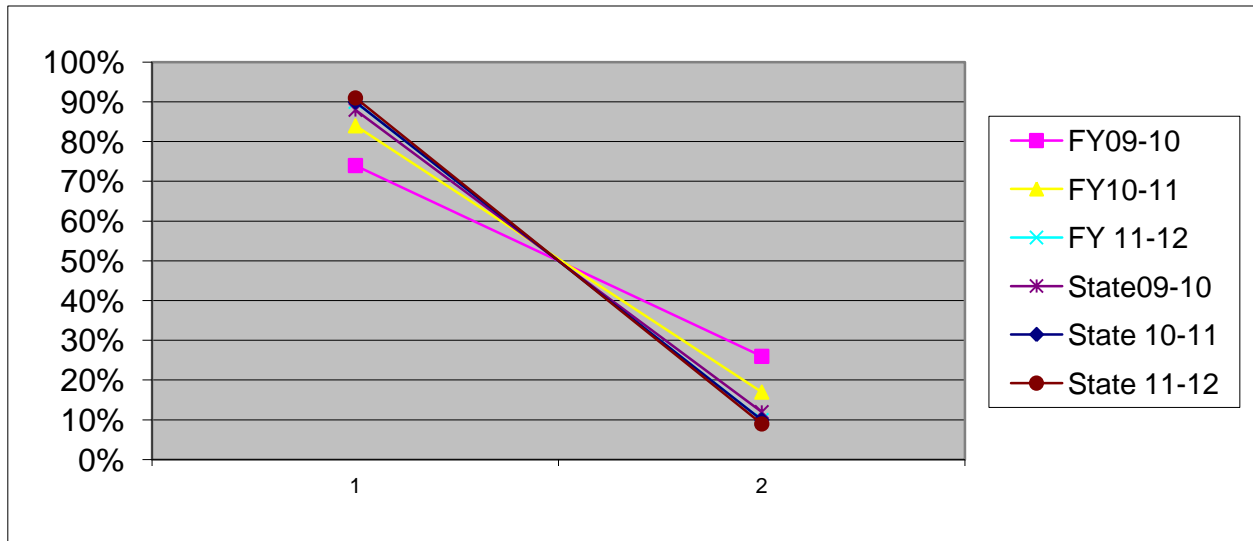
Observations:

Y2 - School Behavior	FY09-10	FY10-11	FY11-12	State09-10	State 10-11	State 11-12
No School Behavior Problems	27%	26%	23%	22%	23%	23%
Minor School Behavior Problems	7%	14%	11%	12%	13%	12%
Moderate School Behavior Problems	16%	15%	25%	24%	23%	24%
Serious School Behavior Problems	50%	45%	42%	43%	41%	40%



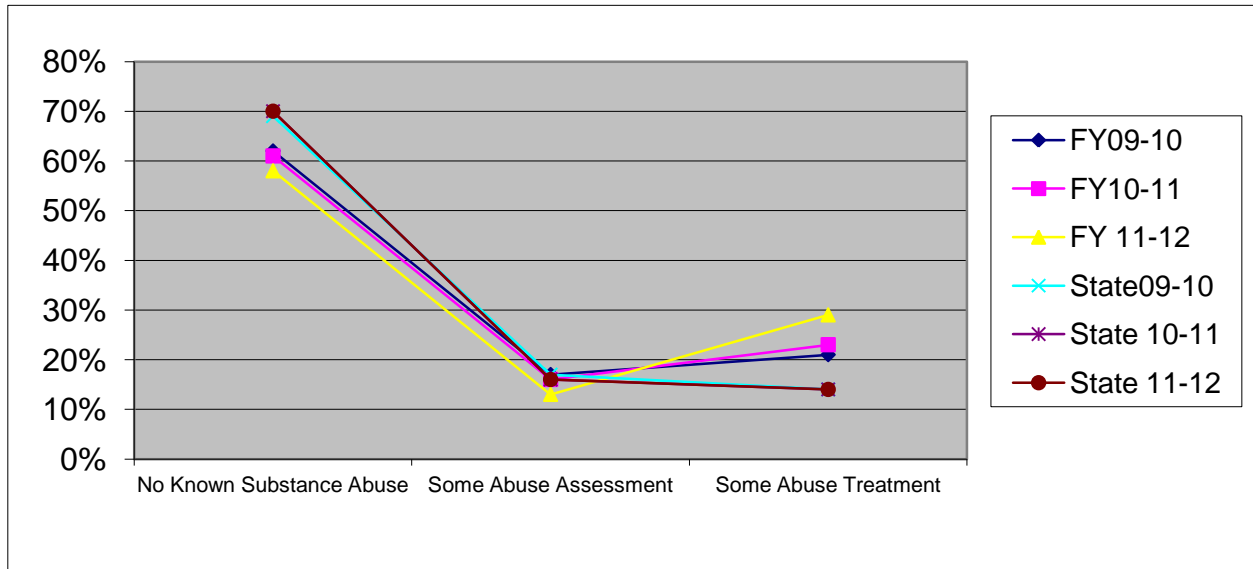
Observations:

Y3 - Academic Functioning	FY09-10	FY10-11	FY 11-12	State09-10	State 10-11	State 11-12
At Grade Level	74%	84%	90%	88%	90%	91%
Below Grade Level	26%	17%	10%	12%	10%	9%



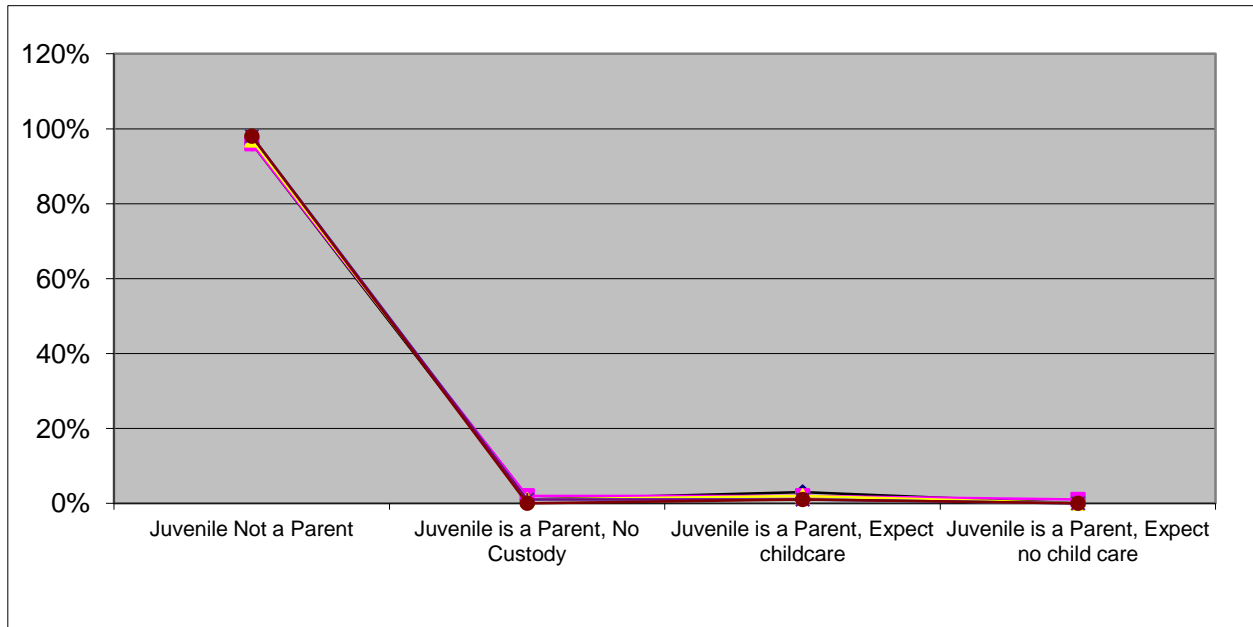
Observations:

Y4 - Substance Abuse	FY09-10	FY10-11	FY 11-12	State09-10	State 10-11	State 11-12
No Known Substance Abuse	62%	61%	58%	69%	70%	70%
Some Abuse Assessment	17%	16%	13%	17%	16%	16%
Some Abuse Treatment	21%	23%	29%	14%	14%	14%



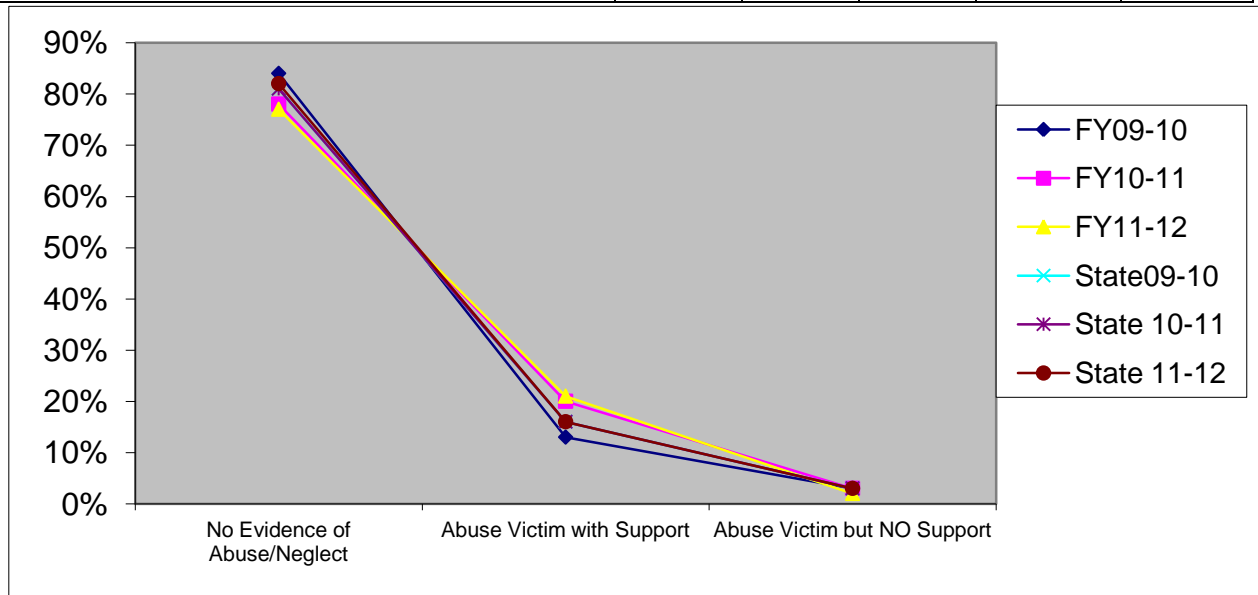
Observations:

Y5 - Juvenile Parental Status	FY09-10	FY10-11	FY11-12	State09-10	State 10-11	State 11-12
Juvenile Not a Parent	96%	96%	97%	98%	98%	98%
Juvenile is a Parent, No Custody	1%	2%	1%	1%	1%	0%
Juvenile is a Parent, Expect childcare	3%	2%	2%	1%	1%	1%
Juvenile is a Parent, Expect no child care	0%	1%	0%	0%	0%	0%



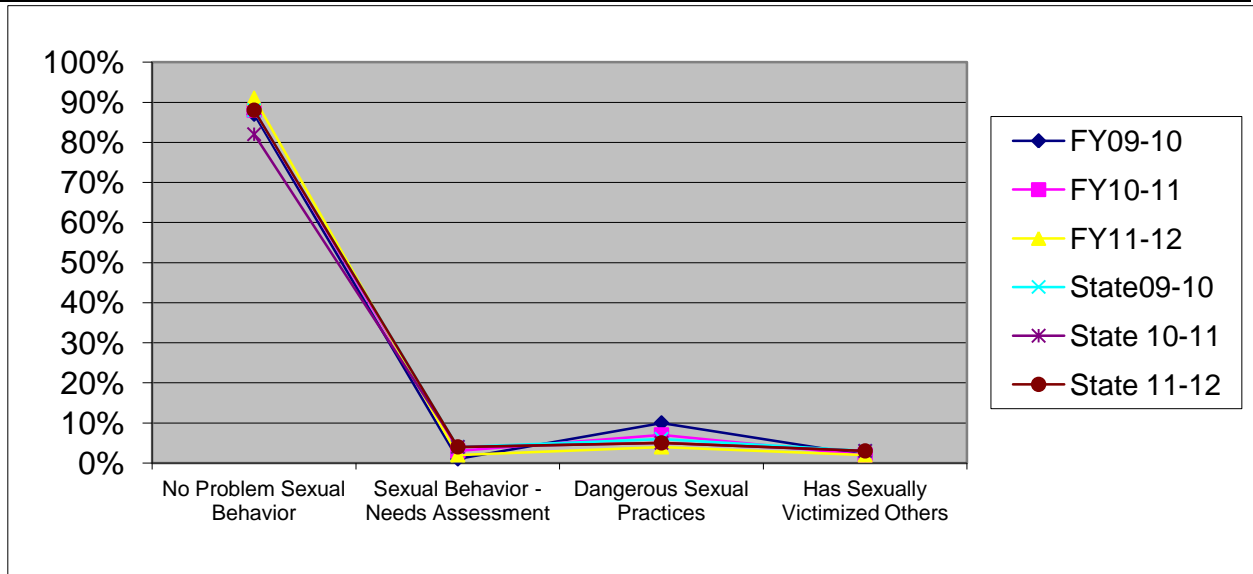
Observations:

Y6 - Abuse Neglect History	FY09-10	FY10-11	FY11-12	State09-10	State 10-11	State 11-12
No Evidence of Abuse/Neglect	84%	78%	77%	81%	81%	82%
Abuse Victim with Support	13%	20%	21%	16%	16%	16%
Abuse Victim but NO Support	3%	3%	2%	3%	3%	3%



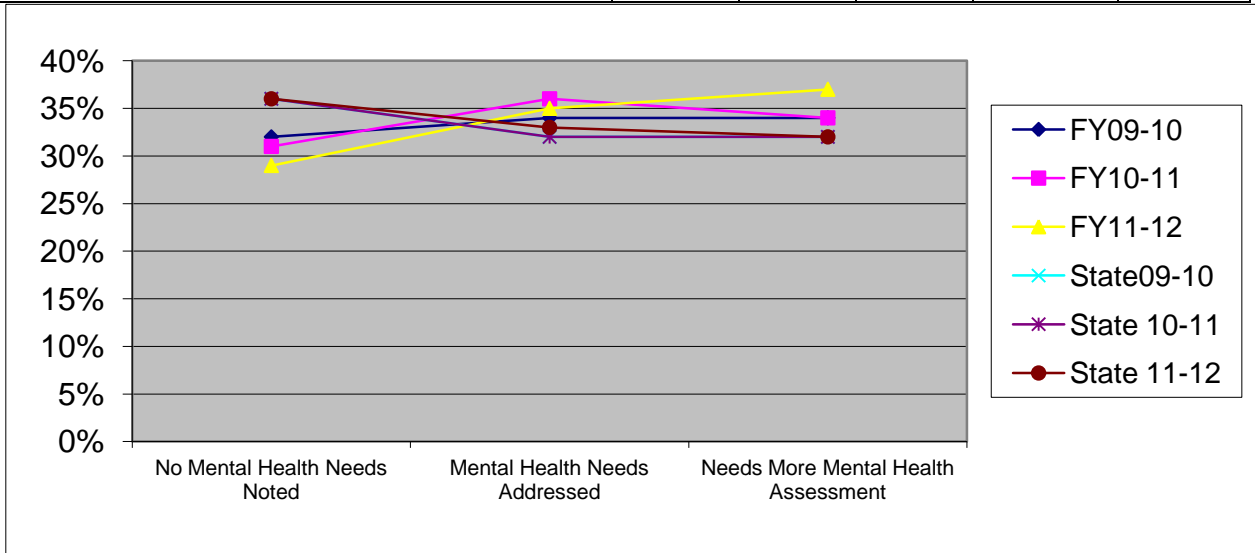
Observations:

Y7 - Sexual Behaviors	FY09-10	FY10-11	FY11-12	State09-10	State 10-11	State 11-12
No Problem Sexual Behavior	87%	88%	91%	88%	82%	88%
Sexual Behavior - Needs Assessment	1%	3%	2%	4%	4%	4%
Dangerous Sexual Practices	10%	7%	4%	6%	5%	5%
Has Sexually Victimized Others	2%	2%	2%	3%	3%	3%



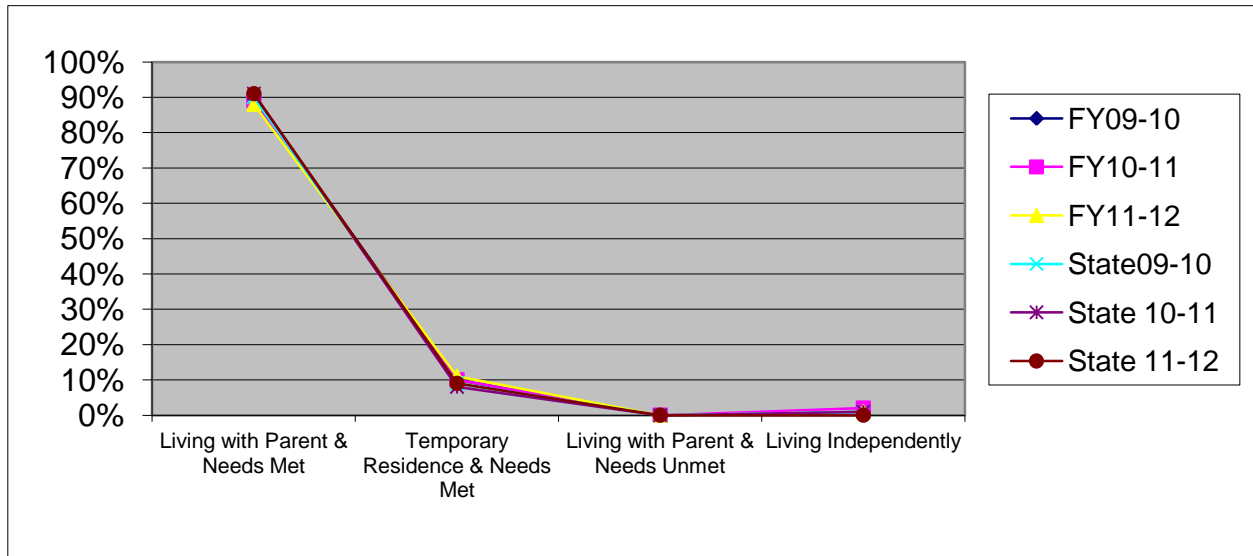
Observations:

Y8 - Mental Health Needs	FY09-10	FY10-11	FY11-12	State09-10	State 10-11	State 11-12
No Mental Health Needs Noted	32%	31%	29%	36%	36%	36%
Mental Health Needs Addressed	34%	36%	35%	32%	32%	33%
Needs More Mental Health Assessment	34%	34%	37%	32%	32%	32%



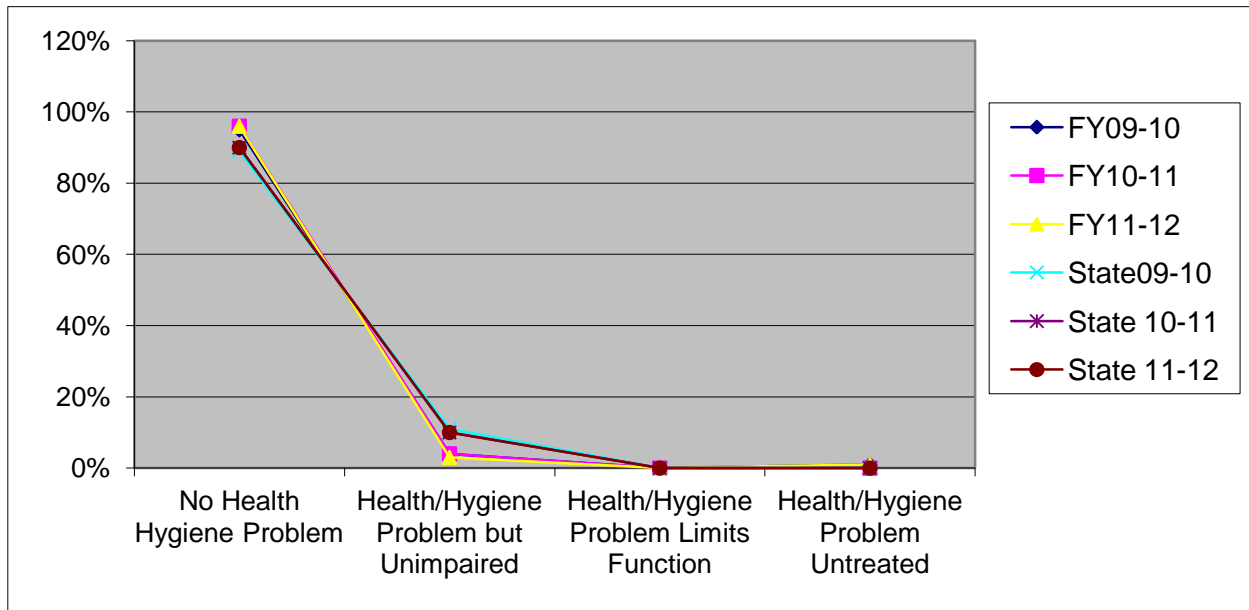
Observations:

Y9 - Basic Needs/Living	FY09-10	FY10-11	FY11-12	State09-10	State 10-11	State 11-12
Living with Parent & Needs Met	90%	89%	88%	90%	91%	91%
Temporary Residence & Needs Met	10%	10%	11%	9%	8%	9%
Living with Parent & Needs Unmet	0%	0%	0%	0%	0%	0%
Living Independently	1%	2%	1%	1%	1%	0%



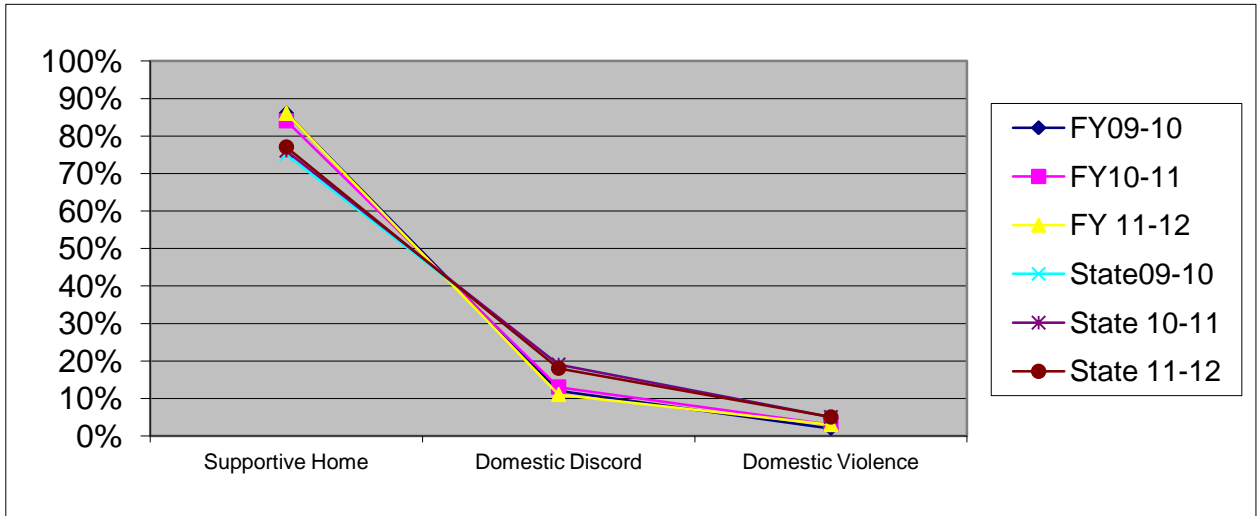
Observations:

Y10 - Health/Hygiene	FY09-10	FY10-11	FY11-12	State09-10	State 10-11	State 11-12
No Health Hygiene Problem	95%	96%	96%	89%	90%	90%
Health/Hygiene Problem but Unimpaired	4%	4%	3%	11%	10%	10%
Health/Hygiene Problem Limits Function	0%	0%	0%	0%	0%	0%
Health/Hygiene Problem Untreated	1%	0%	1%	0%	0%	0%



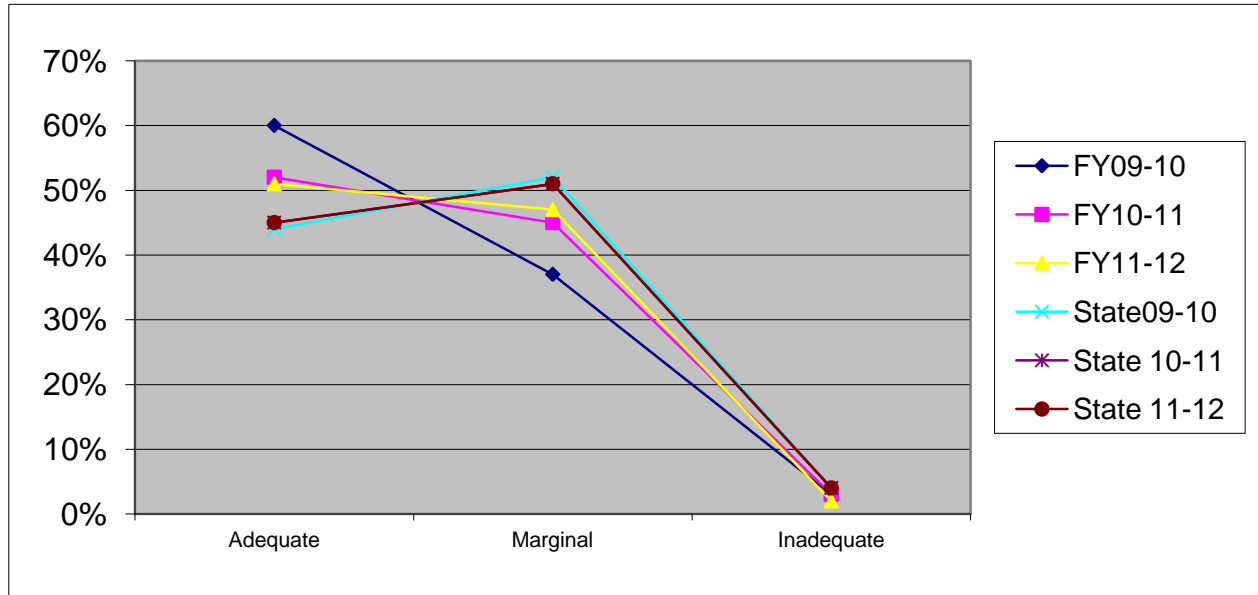
Observations:

F1 - Conflict in the Home	FY09-10	FY10-11	FY 11-12	State09-10	State 10-11	State 11-12
Supportive Home	86%	84%	86%	75%	76%	77%
Domestic Discord	12%	13%	11%	19%	19%	18%
Domestic Violence	2%	3%	3%	5%	5%	5%



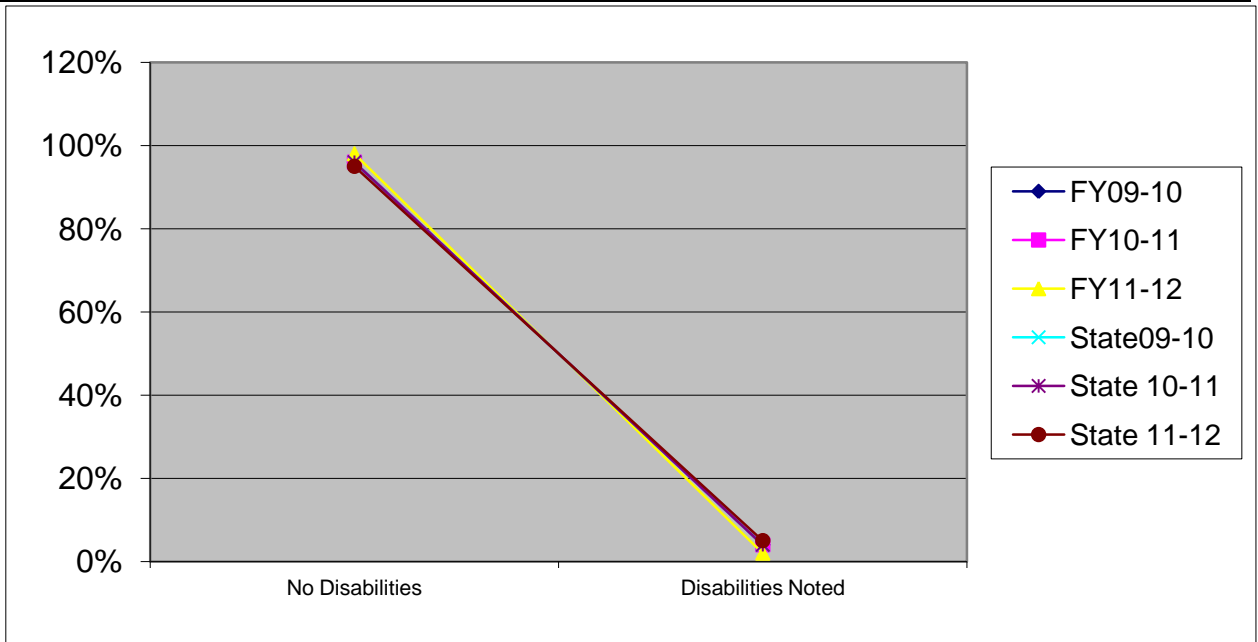
Observations:

F2 - Family Supervision Skills	FY09-10	FY10-11	FY11-12	State09-10	State 10-11	State 11-12
Adequate	60%	52%	51%	44%	45%	45%
Marginal	37%	45%	47%	52%	51%	51%
Inadequate	3%	3%	2%	4%	4%	4%



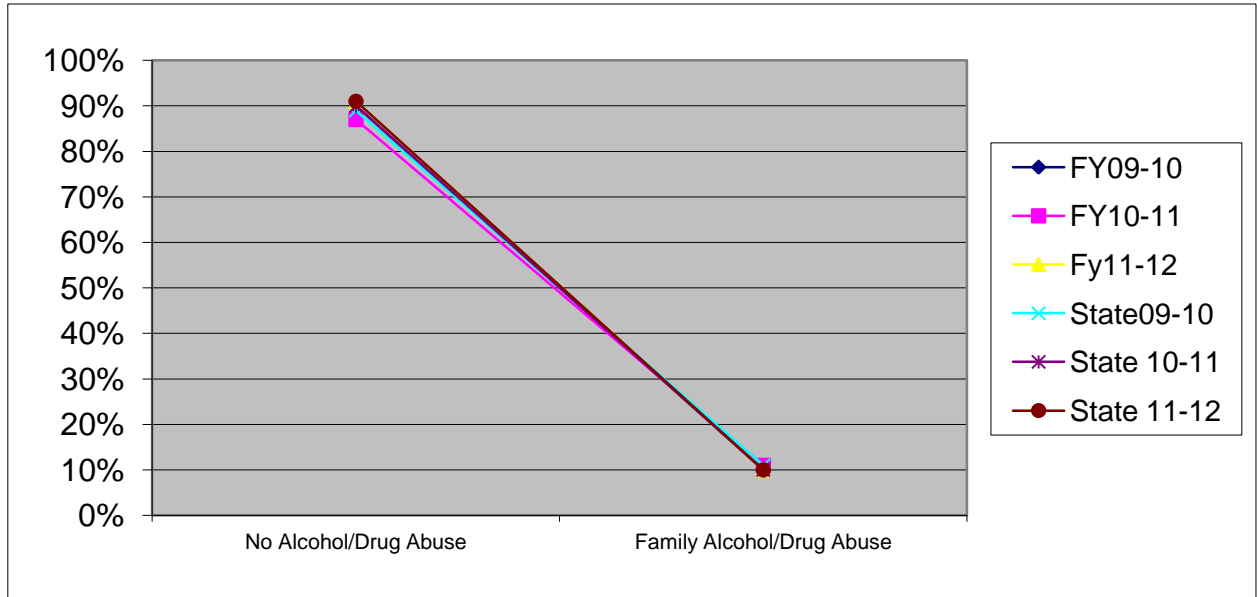
Observations:

F3 - Disability of Parent/Guardian	FY09-10	FY10-11	FY11-12	State09-10	State 10-11	State 11-12
No Disabilities	96%	96%	98%	96%	96%	95%
Disabilities Noted	4%	4%	2%	4%	4%	5%



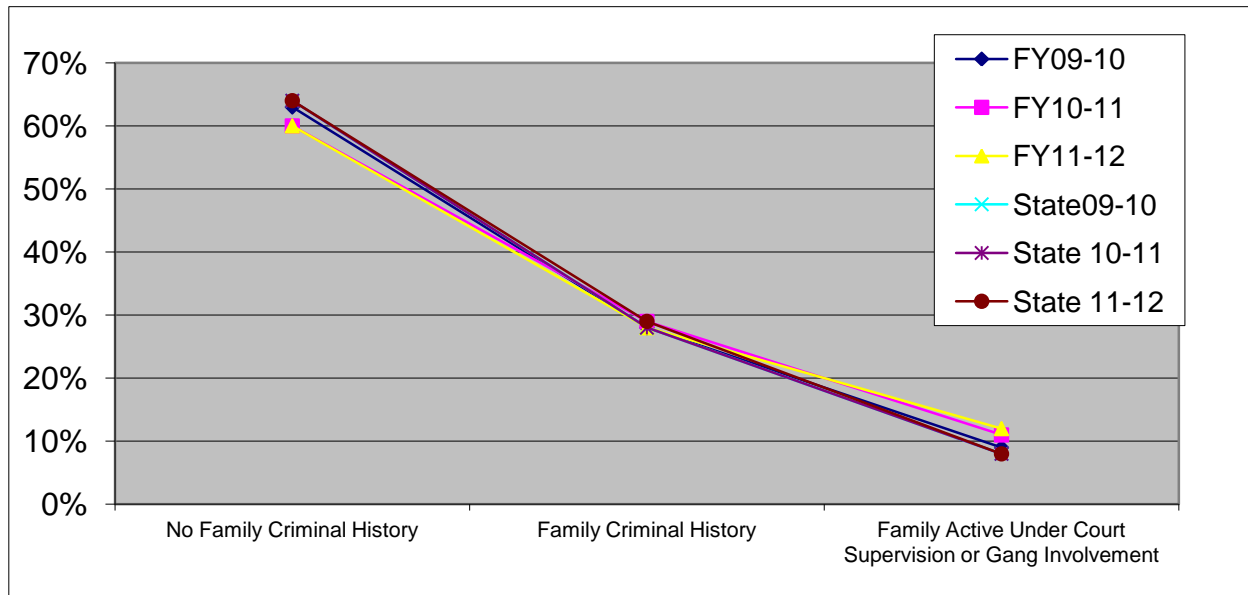
Observations:

F4 - Family Substance Abuse	FY09-10	FY10-11	Fy11-12	State09-10	State 10-11	State 11-12
No Alcohol/Drug Abuse	90%	87%	91%	89%	90%	91%
Family Alcohol/Drug Abuse	10%	11%	10%	11%	10%	10%



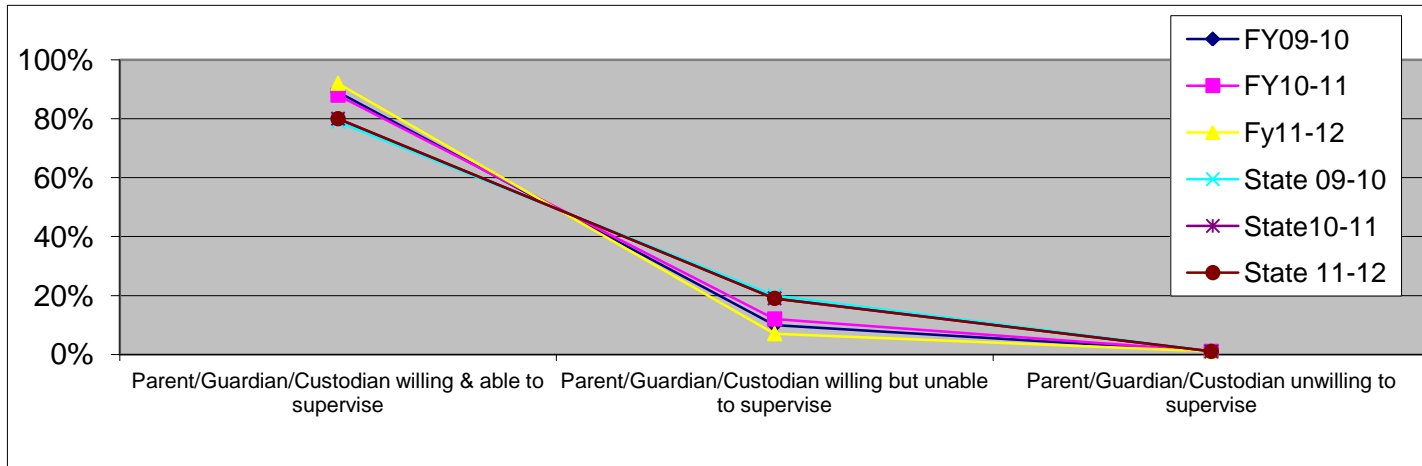
Observations:

F5 - Family Criminality	FY09-10	FY10-11	FY11-12	State09-10	State 10-11	State 11-12
No Family Criminal History	63%	60%	60%	64%	64%	64%
Family Criminal History	28%	29%	28%	28%	28%	29%
Family Active Under Court Supervision or Gang Involvement	9%	11%	12%	8%	8%	8%



Observations:

R9 - Parental Supervision	FY09-10	FY10-11	Fy11-12	State 09-10	State10-11	State 11-12
Parent/Guardian/Custodian willing & able to supervise	89%	88%	92%	79%	80%	80%
Parent/Guardian/Custodian willing but unable to supervise	10%	12%	7%	20%	19%	19%
Parent/Guardian/Custodian unwilling to supervise	1%	1%	1%	1%	1%	1%



Observations:

Durham County 3-Year NC JOIN Data

Durham County System Flow Data

County	Juvenile at intake	Juveniles put on Plan / Contract	Juveniles Approved for Court	Juveniles Adjudicated	Juvenile put on Protective Supervision	Juvenile Put on Probation	Detention Admissions	Juveniles Committed	Juveniles put on PRS
Durham (11-12)	474	141	210	191	33	141	193	11	18
Durham (10-11)	484	114	283	182	46	123	245	17	22
Durham (09-10)	491	127	268	195	39	130	278	17	23

- 31% reduction in detention admissions since 09-10
- 35% reduction in YDC commitments
- 11% increase in youth placed on diversion plan or contract







Juvenile Orders

County	Comm. Service	Restitution or Fine	Alcohol/ Drug Monitor or Treat	Non-Residential Program	Residential Program or Group Home	Supervised Day Program	Regimented Training Program	Victim Offender Reconcile	Wilderness Prog.	Confinement	House Arrest/ Electronic Monitoring	Change of Custody
Durham (11-12)	139	41	144	135	29	0	0	3	12	162	44	
Durham (10-11)	126	16	138	137	18	3	0	4	24	150	48	25
Durham (09-10)	133	18	135	143	41	3	0	1	30	154	71	30

Adjudications by Offense

County	Alcohol Offense	Drug Offense	Property Crime	Person Crime	Sex Crime	Weapons Offense	Other Offense
Durham (11-12)	4	22	77	52	9	19	75
Durham (10-11)	0	14	69	53	5	14	75
Durham (09-10)	1	3	72	60	8	19	72

Instructions: Adjust arrows to cover target populations





















-  1) JCPC funded
-  2) Available in Community
-  3) Needed - not available
-  4) Available-difficult to access
-  Blended Funding
-  5) DJJDP Funded-Non-JCPC

Comprehensive Strategy

Prevention

Graduated Sanctions

Target Populations

Program Services & Structures Categories	Instructions: Adjust arrows to cover target populations	Target Populations						
		All Youth	Youth at Greatest Risk	Pre-Adjudicated Youth	Delinquent- Level II Prot. Supervision	Delinquent- Level II Youth	Delinquent- Level III Youth	Post Release Youth
Structured Activities	Girls and Boys Clubs							
	Rites of Passage							
	P.R.O.U.D.							
	YMCA							
	4-H Youth Services							
	Family and Academic Mentoring							
	Recreation Department							
	Young Warriors Athlete Scholarship							
	Project BUILD (Street Outreach)							
	Vocational Programming							
	Experiential Educational							
	Restorative Services	Restitution						
Community Service								
Teen Court			