



2022 Durham County State of the County Health Report

Bria Miller


Partnership for a Healthy Durham Coordinator

Durham County Board of Health Meeting

November 9, 2023



Purpose of the State of the County Health Report (SOTCH)

- Provides updated data from the 2020 Community Health Assessment and the county's top five health priorities- affordable housing, access to healthcare and health insurance, poverty, mental health, and obesity, diabetes, and food access
 - Highlights the most current demographics, leading causes of death, and emerging issues
 - Offers information on the health of Durham's residents and assists with grant writing, local policies, budgets, and programs
- 

SOTCH Report Aligns with Durham County Government's Strategic Goal

The efforts highlighted in the report align with the Durham County Government Strategic Goal 2: Health and Well-being for All.

Goal.

Improve the quality of life across the lifespan through protecting the health of community, reducing barriers to access services and ensuring a network of integrated health and human services available to people in need.

Objectives.

- Increase the number of healthy years that residents live.
- Increase the quality of life in Durham County.
- Support the optimal growth and development of children and youth.

Demographics

2021 Durham County Demographic Estimates		
Sex	Estimate	Percent
Male	156,221	47.9%
Female	169,905	52.1%
Age	Estimate	Percent
Median Age	36.3	-
Race and Ethnicity	Estimate	Percent
Asian	16,441	5%
Black or African American	110,957	34%
Hispanic/Latino	45,012	13.8%
Native American and Alaskan Native	5,946	1.8%
Native Hawaiian or Other Pacific Islander	220	0.1%
White	142,772	43.8%
Some Other Race	1,398	0.4%
Two or More Races	13,617	4.2%

Durham Population by Race and Ethnicity, 2021

White Black or African American Hispanic or Latino Asian 4.9% Other Race

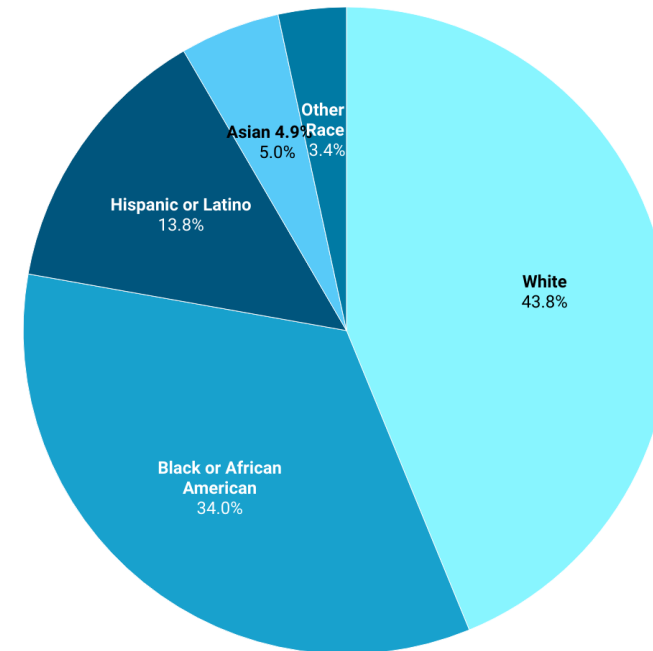


Chart: Durham County Public Health • Source: Durham Neighborhood Compass • Created with Datawrapper

Infant Mortality

Why do inequities exist?

Infant Mortality Rates for Black or African American babies has been twice the rate of white babies for about thirty-five years. Systemic issues related to discrimination, racism, and availability of resources are the primary contributing factors to the disparity. Black women are more likely to experience barriers when obtaining health care.

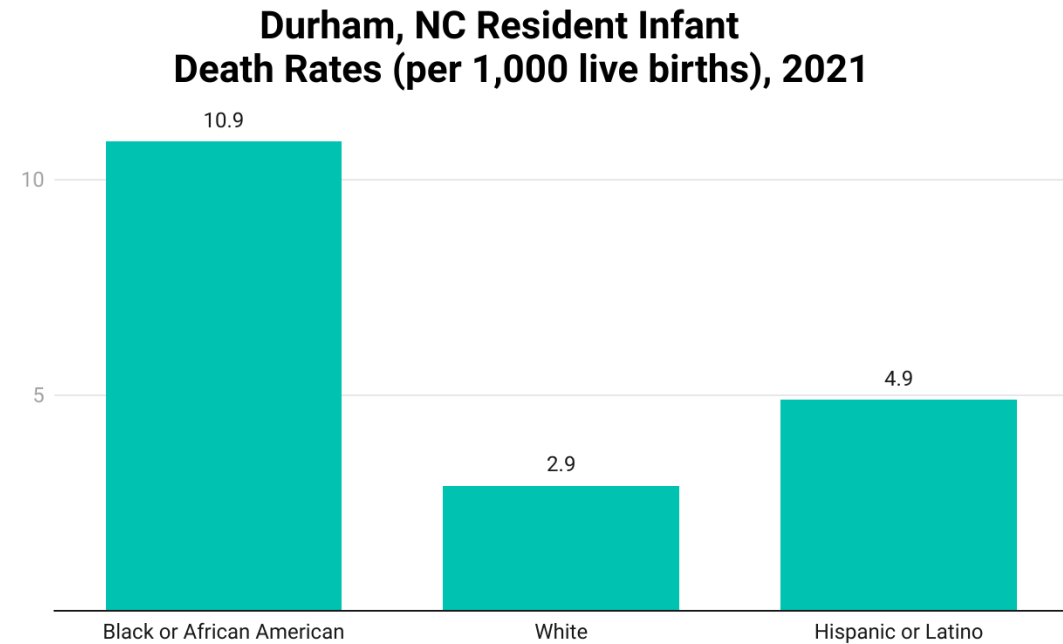
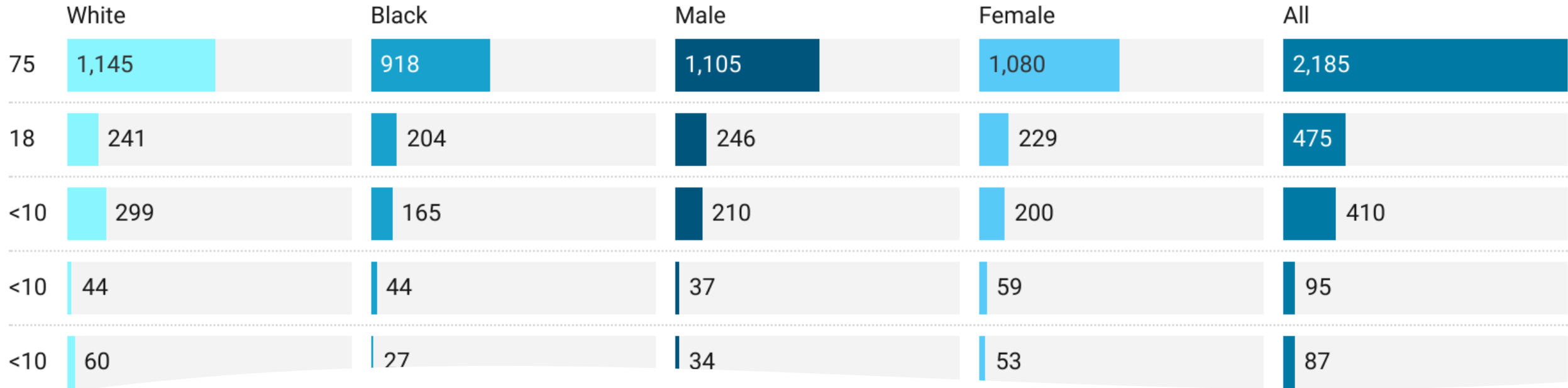


Chart: Durham County Public Health • Source: State of NC • Created with Datawrapper

Leading Causes of Mortality by Race and Sex, Durham County, 2019



Leading Causes of Mortality

Why are there inequities?

Mortality rates are higher for Black or African Americans than other races or ethnicities for all leading causes of death in Durham County, with the greatest disparities in cancer and heart disease. Mortality rates are higher for men than women each of the leading causes of death. Structural racism is a root cause of these inequities.

Life Expectancy



Life Expectancy of Durham County Residents by Sex and Race

	Male	Female	White	Black	All
2018-2020	77.2	82.5	82.5	76.6	80.0
2015-2017	77.2	82.5	82.2	76.8	80.0

Source: NC State Center for Health Statistics • Created with Datawrapper

Changes in Data

Affordable Housing

- While the percentage of cost burdened renters remained high in 2021, it is lower than in 2019.

Access to Healthcare and Health Insurance

- About 38% of the Hispanic or Latina/o/x population is uninsured while about 5% of the white population is uninsured.

Poverty

- The percentage of the population below 200% of the poverty level in Durham decreased from 14.1% in 2019 to 13.3% in 2021.

Mental Health

- Severe depression and Post traumatic Stress Disorder (PTSD) rates have increased in Durham County and statewide 2020-2022

Obesity, Diabetes, and Food Access

- Type two diabetes rates have stayed the same in Durham at 12.9% of the adult population. There is a slight increase of .3% in diabetes rates in the Asian population between 2017 to 2019.

Emerging Issues

Durham County has one of the highest COVID-19 vaccination rates in North Carolina

Durham County confirmed its first case of Mpox

Gun violence is decreasing in Durham



Goals and Successes

- Durham County Government is ranked 62 of top 100 healthiest employers in the nation
- There is progress with the City of Durham's Housing Bond projects
- Durham is ranked seventh among all counties in North Carolina for overall health outcomes

2023 Community Health Assessment



County-wide
survey sample



Comunidad Latina
survey sample



Writing process*



Health Issue
Prioritization



Release 2023 CHA

Thank you!

Bria Miller

briamiller@dconc.gov

www.healthydurham.org

