

2023 County Health

▶ Rankings

Durham County Board of Health

August 10, 2023

Durham County Department of Public Health

Population Health Division

Overall Health Rankings

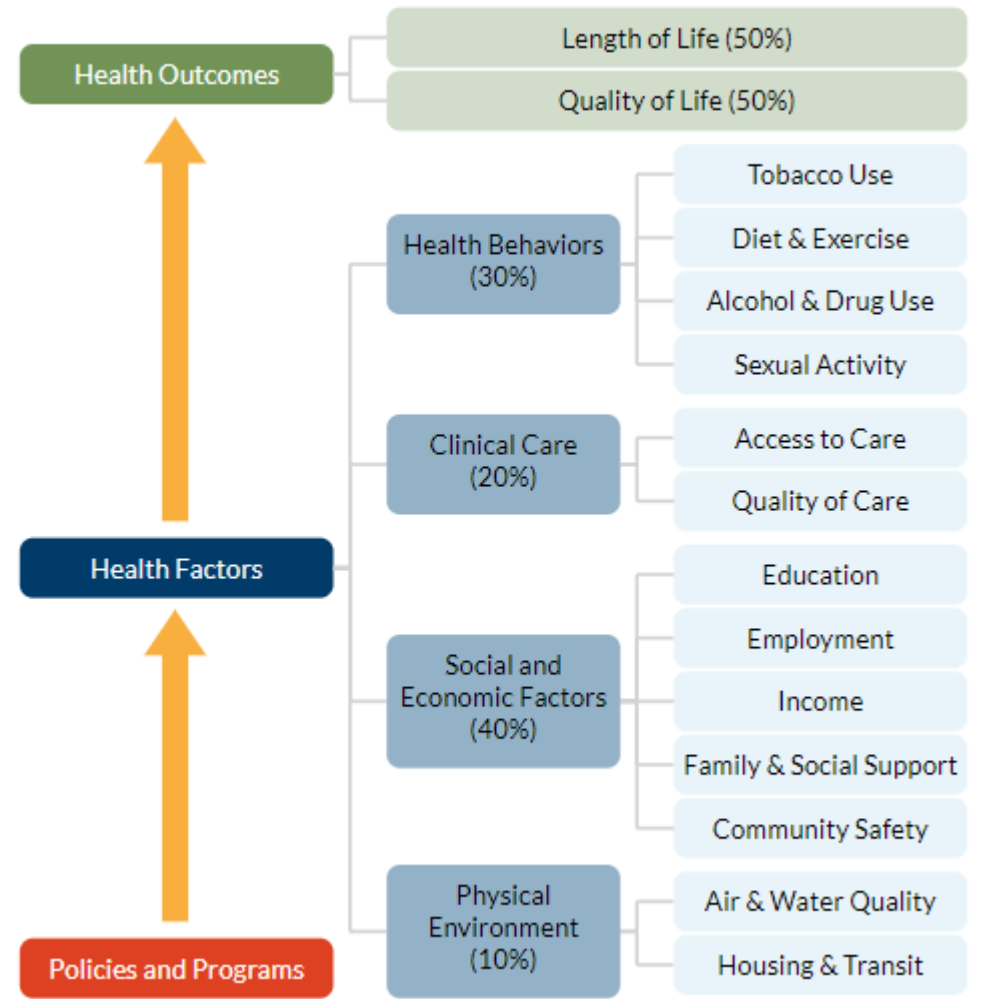
Durham County is one of the healthiest counties in North Carolina

Durham County is ranked 9th among all counties of North Carolina for overall health outcomes

Year	DCo Ranking
2023	9
2022	7
2021	7
2020	12
2019	12

County Health Rankings

- ▶ County Health Rankings and Roadmaps is a program from the University of Wisconsin Population Health Institutes
- ▶ Provides data, evidence, guidance, and examples of health data and equity
- ▶ Health Rankings use >30 measures to evaluate health outcomes and health factors



County Health Rankings model © 2014 UWPHI

How to use these data

- ▶ Health disparities are identified by collecting data on race for the following health factors:
 - ▶ Low birth weight and infant mortality
 - ▶ Flu vaccinations
 - ▶ Child poverty
 - ▶ Drug overdose deaths
 - ▶ And more!
- ▶ Identifying these differences helps highlight areas of excellence and equity as well as areas for improvement

Reasons for disparities

- ▶ People of color have a history of limited access to healthcare and worse health outcomes than their White peers.
- ▶ Access to healthcare can be limited due lack of insurance from low paying jobs, immigration status as well as a mistrust of the medical system; all of which can be attributed to systemic racism.
- ▶ Systemic racism impacts all aspects of a person's life, especially health.



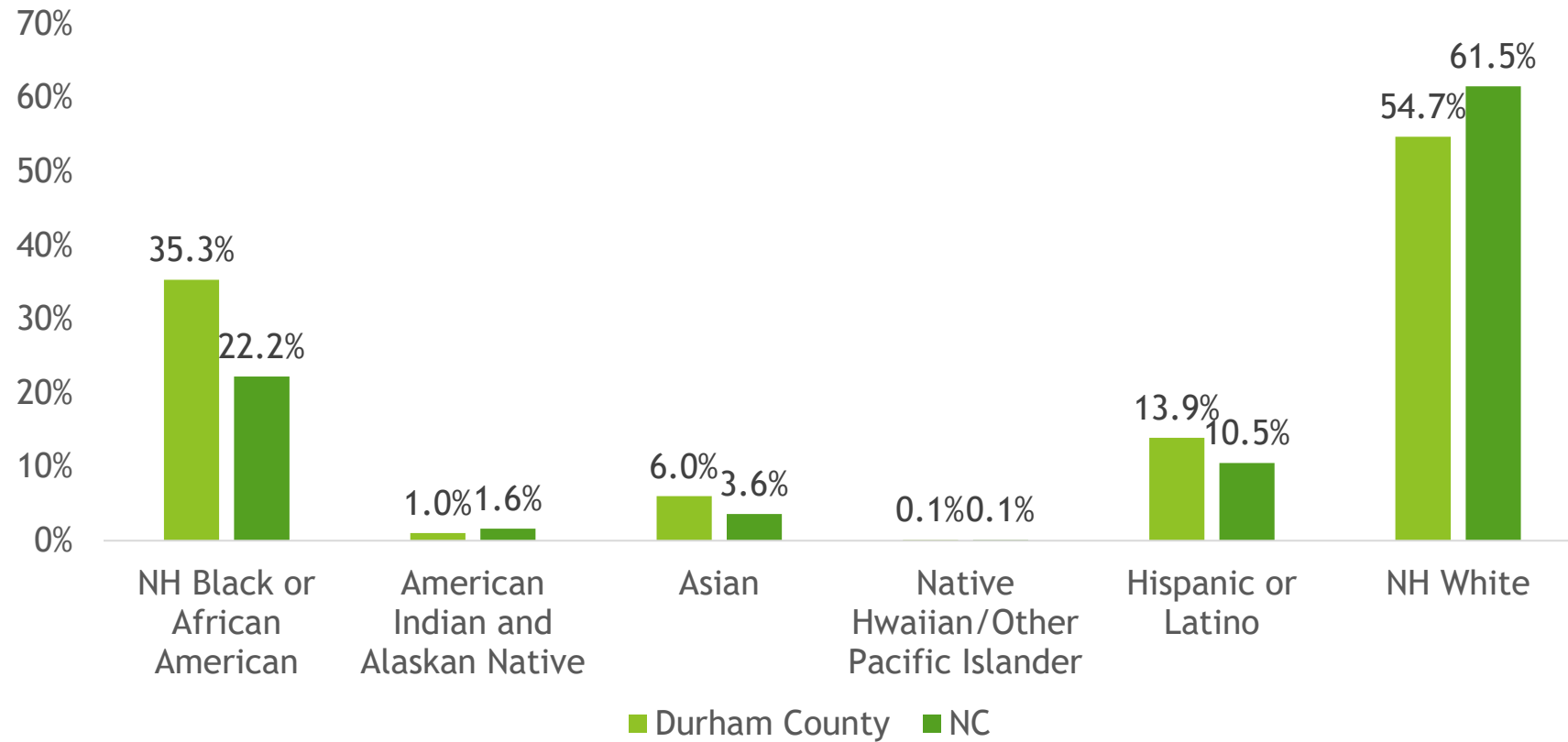
Quality of Life 2023



Quality of Life Factor	Durham County	North Carolina
Poor or fair health	12%	14%
Poor physical health days (out of last 30 days)	2.7	3.0
Poor mental health days (out of last 30 days)	4.5	4.1
Low Birthweight	9%	9%
Diabetes	10%	11%
Drug Overdose Deaths	18*	24*

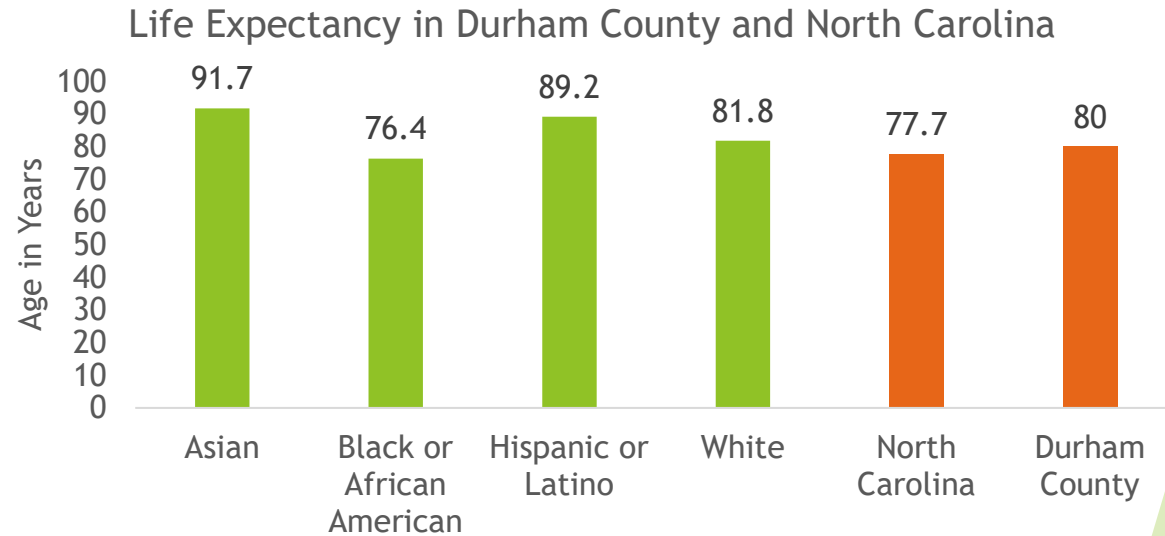
*Rate per 100,000

Race and Ethnicity of Durham County Compared to North Carolina 2022



Areas of excellence: Life expectancy

Durham County has a longer life expectancy (80.0 years) compared to North Carolina (77.7 years)



Blacks or African Americans have a lower life expectancy than other races and ethnicities. Toxic stress from systemic racism contributes to chronic disease and other health related issues.

Areas of Excellence: Mortality



- ▶ Durham County has fewer premature deaths (6,400 deaths per 100,000 than North Carolina (8,000 deaths per 100,000))
- ▶ Durham County has a lower infant mortality rate (6 per 100,000) than North Carolina (7 per 100,000)
- ▶ Durham County has a lower suicide rate (8 per 100,000) than North Carolina (13 per 100,000)

Areas of Excellence: Access to healthcare

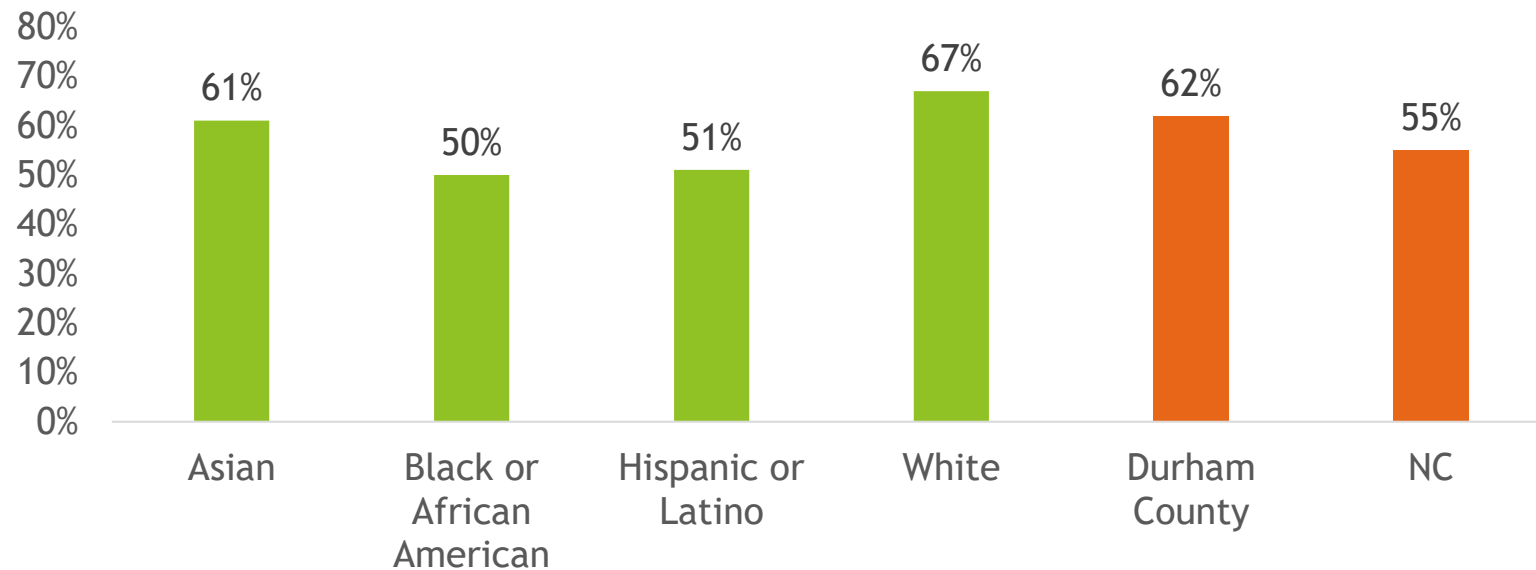


- ▶ Durham county has one primary care provider for every 810 persons. North Carolina has one provider for every 1,410 persons
- ▶ Durham County has one mental health provider for every 140 persons. North Carolina has one mental health provider for every 340 persons

Areas of Excellence: Access to Healthcare

Durham County has a higher percentage of flu vaccinations than North Carolina

Flu Vaccinations in Durham County and North Carolina

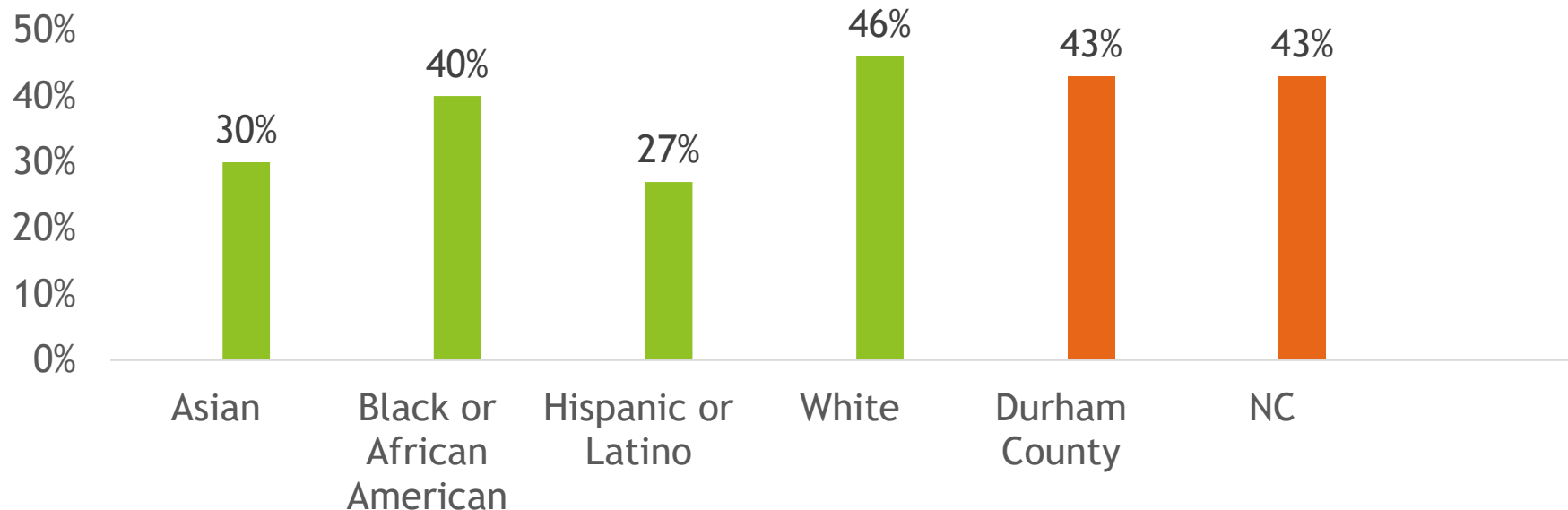


These disparities among people of color are attributed to systemic racism impacting access to healthcare and trust of the medical system due to centuries of exploitation even in modern times.

Areas of Excellence: Access to Healthcare

Durham County has an equal percentage of mammograms in North Carolina

Percentage of Mammogram Screenings done in Durham County and North Carolina by Race and Ethnicity



These disparities among people of color are attributed to systemic racism impacting access to healthcare and trust of the medical system due to centuries of exploitation even in modern times.

Areas of Improvement

- ▶ Reduce racial disparities in all health factors to improve overall health outcomes
- ▶ Reduce the HIV and STI prevalence
- ▶ Reduce violent crime
- ▶ Reduce food insecurity
- ▶ Reduce drug overdose deaths
- ▶ Reduce the prevalence of uninsured adults and children
- ▶ Improve math and reading scores
- ▶ Reduce the number of homicides



Questions?

2023 data used from www.countyhealthrankings.org for Durham County, NC.

Durham County Department of Public Health

Population Health Division

scarrico@dconc.gov

919-251-1578