



Other General Funds

These are funds that for accounting purposes are grouped with the general funds.

Fund Name	FY 2020-21 Actuals	FY 2021-22 Original	FY 2021-22 Estimated	FY 2022-23 Requested	FY 2022-23 Approved	% Change Orig. v. Appr.	Dept. % of Funct. Area
Risk Management	\$4,403,921	\$4,824,117	\$4,649,167	\$4,973,674	\$4,973,674	3.10%	3.57%
Swap Agreement 05	\$776,041	\$1,500,000		\$1,500,000	\$1,500,000	0.00%	1.08%
Reappraisal Reserve Fund	\$485,228	\$712,695	\$667,712	\$710,432	\$710,432	-0.32%	0.51%
Capital Improvement Plan	\$76,960,596	\$82,613,213	\$84,846,620	\$91,821,585	\$92,048,536	11.42%	66.16%
Public Art Funds				\$500,000	\$500,000		0.36%
Benefits Plan	\$33,011,148	\$33,512,652	\$32,676,184	\$38,750,566	\$38,750,565	15.63%	27.85%
LEO Special Separation Allowance	\$536,786	\$565,000	\$608,240	\$650,000	\$650,000	15.04%	0.47%
Total	\$116,173,721	\$123,727,677	\$123,447,923	\$138,906,257	\$139,133,207	12.45%	100.00%

RISK MANAGEMENT FUND



GOAL 5 ACCOUNTABLE, EFFICIENT, AND VISIONARY GOVERNMENT: An effective organization committed to continuous innovation, exceptional customer service, transparency, and fiscal responsibility.

Description

Durham County's Risk Management function is a coordinated and ongoing effort to assess and respond to risks which affect the achievement of the County' Strategic Plan. This is achieved through risk identification, assessment, and mitigation strategies to protect County employees, assets, and operations from loss. The Risk Management function also recommends risk financing methods to ensure the financial integrity of the County is not impaired should a significant loss occur.

Risk Management's Occupational Safety Program is committed to providing a safe work environment for County employees. The program includes safety education through training and consultation, recognizing and controlling health and safety hazards, and minimizing future potential liabilities.

Budget

Category	FY 2020-21 Actual	FY 2021-22 Original	FY 2021-22 Estimated	FY 2022-23 Requested	FY 2022-23 Approved	% Change Orig. v. Appr.
Expenditure	\$4,403,921	\$4,824,117	\$4,649,167	\$4,973,674	\$4,973,674	3.10%
Personnel	\$538,452	\$590,352	\$362,739	\$633,300	\$633,300	7.27%
Operating	\$3,409,095	\$4,140,359	\$4,235,969	\$4,232,917	\$4,232,917	2.24%
Capital	\$71,291					
Transfers Out	\$385,083	\$93,406	\$50,459	\$107,457	\$107,457	15.04%
Revenue	\$4,110,306	\$4,824,117	\$4,764,698	\$4,973,674	\$4,973,674	3.10%
Investment Income	\$16,541	\$50,000				-100.00%
Service Charges	\$3,849,805	\$3,935,364	\$3,925,945	\$4,473,242	\$4,473,242	13.67%
Transfers In	\$243,960	\$838,753	\$838,753	\$500,432	\$500,432	-40.34%
Net County Cost	\$293,615	\$0	(\$115,531)	\$0	\$0	

FY 2020-21 Actual FTE	FY 2021-22 Original FTE	FY 2021-22 Estimated FTE	FY 2022-23 Requested FTE	FY 2022-23 Approved FTE
6.00	6.00	6.00	6.00	6.00

Budget Highlights

- Risk Management's operating budget increased due contractual increases related to HIPAA and Private Program Initiatives (\$30,000) and the expansion of a HIPAA and Privacy Week initiative (\$10,000) to improve risk management compliance and awareness amongst County employees.
- Risk Management's budget is balanced by internal service charges to other funds that are tracked through Insurance and Bonds. This category reflects the attempt to accurately capture the approximate cost for Worker's Compensation coverage by department.

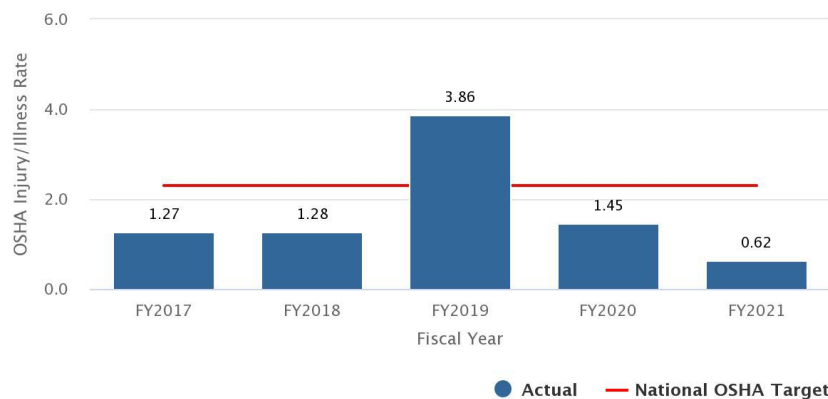
Performance Measures

Measure: TOTAL COST OF RISK AS A PERCENTAGE OF DURHAM COUNTY BUDGET



Measure description: This measure shows the cost of managing risks and incurring losses for Durham County and is used to evaluate the success of a risk management program. The Total Cost of Risk is the sum of all aspects of the County's operations that relate to risk, including retained losses and related loss adjustment expenses, risk control costs, transfer costs, and administrative costs. The Total Cost of Risk (TCoR) is the total cost of insurance premiums, retained losses, which is the amount of money that the County spends "out of pocket" for losses incurred (deductible/uninsured losses), and internal/external risk control costs. With the implementation of Durham County's Safety Program and continued successful Claims Management, the County has seen a decrease in Risk expenditures, which has translated to an improvement in overall claim loss. This has led to less money being spent and this measure trending down. The goal for this measure is 2% or less (based on industry standards). To achieve this, the County can continue being proactive in safety and claims management, thereby keeping costs down. The County has been trending down the last seven years regarding losses. However, the total number of claims increased due to COVID-19 exposures that occurred across the organization.

Measure: DURHAM COUNTY OSHA RECORDABLE INJURY/ILLNESS RATE



Measure description: This measures the number of injuries within the organization compared to the national average of public sector entities. Keeping this measure down also keeps Durham County's insurance premiums down as well as overall costs. This measure is the value to evaluate and quantify a company safety performance, which allows OSHA to compare Durham County's injury rate to other, similar entities. Implementation of the Durham County Safety Program has helped to reduce organizational injuries, which has assisted this measure in downward trending. The ultimate target is zero injuries and illness; however, the target of 2.3 is set by the national average of OSHA Recordable Injury/Illness Rate. Continuing to be proactive with Durham County's Safety Program and Claims Management to keep costs down is the key to maintaining success with this measure. The County has built a robust safety program that promotes all aspects of safety for the preventive measures to reduce workplace injuries and motor vehicle accidents. That involves management and employee involvement in reducing and eliminating hazards in the workplace.

SWAP FUND



GOAL 5 ACCOUNTABLE, EFFICIENT AND VISIONARY GOVERNMENT: An effective organization committed to continuous innovation, exceptional customer service, transparency, and fiscal responsibility.

Description

On July 30, 2004, Durham County entered a floating, or basis swap, on \$125,810,000 of its outstanding fixed rate bonds. The notional amount of the SWAP agreement is equal to the par value of selected bonds. The swap agreement allows the County to make payments to the counterparty based on the taxable-equivalent Bond Market Association (BMA) index and for the counterparty to make reciprocal payments based on a floating rate priced at six-month LIBOR (London Interbank Offered Rate) plus a net amount of .952%. The agreement matures March 1, 2023. The balance in this fund is the reflection of this agreement, which calls for net payments to be made on March 15 and September 15 each year. Payments are accrued on a monthly basis and paid to the County every six months.

The Board of County Commissioners established a policy requiring 50% of the savings be placed in a restricted account until such time the committed funds equal 110% of the liquidation value of the SWAP, and the balance available to support unrestricted needs. A total of \$34,448,298 has been received to date, of these funds, \$19,609,989 is unspent, and most is available as the liquidation value currently of the SWAP fund is almost zero. The County will get two new payments in FY 2022-23 (September 2022 and March 2023), and a conservative estimate is the County will receive \$1,500,000. In the future available SWAP Fund fund balance will be transferred to the Debt Service Fund to support annual debt service payments and help mitigate property tax rate increases dedicated for debt service support.

Budget

Category	FY 2020-21 Actual	FY 2021-22 Original	FY 2021-22 Estimated	FY 2022-23 Requested	FY 2022-23 Approved	% Change Orig. v. Appr.
Expenditure	\$776,041	\$1,500,000		\$1,500,000	\$1,500,000	0.00%
Transfers Out	\$776,041	\$1,500,000		\$1,500,000	\$1,500,000	0.00%
Revenue	\$1,723,903	\$1,500,000	\$1,600,000	\$1,500,000	\$1,500,000	0.00%
Investment Income	\$1,965					
Other Revenues	\$1,721,938	\$1,500,000	\$1,600,000	\$1,500,000	\$1,500,000	0.00%
Net County Cost	(\$947,862)	\$0	(\$1,600,000)	\$0	\$0	

TAX ADMINISTRATION - REVALUATION



GOAL 5 ACCOUNTABLE, EFFICIENT, AND VISIONARY GOVERNMENT: An effective organization committed to continuous innovation, exceptional customer service, transparency, and fiscal responsibility.

Description

The goal of revaluation process is to ensure all real property has been reappraised in accordance with the provisions of G.S. 105-283 and G.S. 105-317 as of January 1 of the reappraisal year. The purpose of the General Reappraisal program is to meet statutory obligations to fairly appraise all real property within the County to determine its true value. North Carolina General Statute 105-286 requires every county to conduct a general reappraisal (revaluation) at least once every eight years or within the cycle set forth by a resolution adopted by the County Commissioners.

Durham County is currently on an eight-year revaluation cycle and this annual funding supports personnel expenses and data collection necessary to meet statutory obligations.

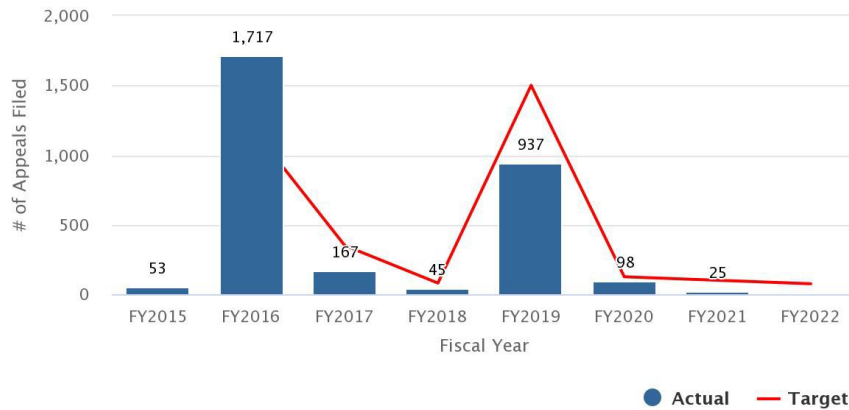
Budget

Category	FY 2020-21 Actual	FY 2021-22 Original	FY 2021-22 Estimated	FY 2022-23 Requested	FY 2022-23 Approved	% Change Orig. v. Appr.
Expenditure	\$485,228	\$712,695	\$667,712	\$710,432	\$710,432	-0.32%
Personnel	\$345,311	\$291,000	\$158,776	\$309,684	\$309,684	6.42%
Operating	\$117,848	\$359,424	\$485,562	\$329,110	\$329,110	-8.43%
Transfers Out	\$22,070	\$62,271	\$23,374	\$71,638	\$71,638	15.04%
Revenue	\$841,449	\$712,695	\$693,461	\$638,794	\$710,432	-0.32%
Investment Income	\$749					
Transfers In	\$840,700	\$712,695	\$693,461	\$638,794	\$710,432	-0.32%
Net County Cost	(\$356,220)	\$0	(\$25,749)	\$71,638	\$0	

FY 2020-21 Actual FTE	FY 2021-22 Original FTE	FY 2021-22 Estimated FTE	FY 2022-23 Requested FTE	FY 2022-23 Approved FTE
4.00	4.00	4.00	4.00	4.00

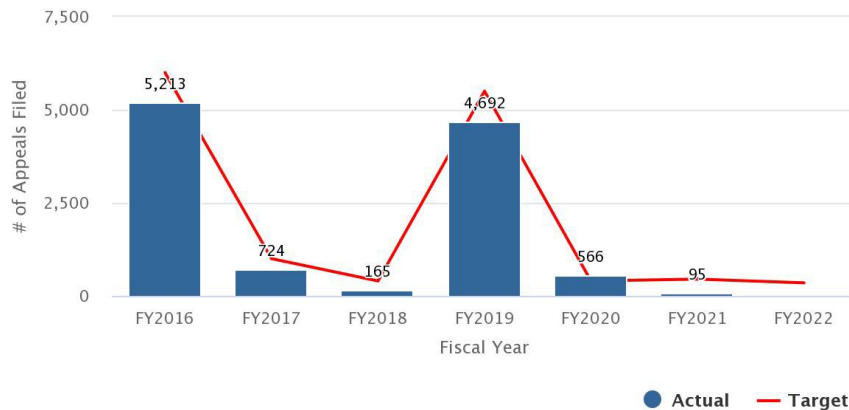
Performance Measures

Measure: NUMBER OF COMMERCIAL/INDUSTRIAL REAL PROPERTY APPEALS FILED WITH BOARD OF EQUALIZATION & REVIEW



Measure description: This measures the number of valuation appeals filed by commercial/industrial real property owners. During the years in which the County conducts a general reappraisal, the number of filed appeals increases significantly. The goal of a general reappraisal is to reappraise all properties at 100% market value as of a specific effective date using a process that is fair and equitable to all property owners. General reappraisal updates all taxable parcels to reflect current market value. Written notice of the updated value is mailed to the property owner which includes instructions for appealing that new value. It is typical in a reappraisal year to see an increase in the volume of appeals filed. The number of appeals filed will be significantly lower following the general reappraisal year. Mass appraisal industry standard for commercial/industrial appeals range fifteen to twenty percent (15-20%) of the county's parcel count.

Measure: NUMBER OF RESIDENTIAL REAL PROPERTY APPEALS FILED WITH BOARD OF EQUALIZATION & REVIEW



Measure description: This data measures the number of valuation appeals filed by residential real property owners. According to N.C.G.S. 105-322(2), any taxpayer who owns or controls property taxable in the County has the right to appeal the listing or appraised value of the property. Often this indicates that owners believe the value of their property exceeds true market value. Historically, as with commercial/industrial appeals, the number of residential appeals decreases as the gap widens between the last general reappraisal date and current date.

CAPITAL FINANCING PLAN FUND



GOAL 5 ACCOUNTABLE, EFFICIENT AND VISIONARY GOVERNMENT: An effective organization committed to continuous innovation, exceptional customer service, transparency, and fiscal responsibility.

Description

Concurrent with the 1986 bond referendum described in the Debt Service Fund section, the Board of County Commissioners established a Capital Financing Plan for the purpose of funding all major capital projects undertaken by the County. Revenues dedicated to the Capital Financing Plan are listed below with estimates for the upcoming fiscal year. In addition to debt service on general obligation bonds, these monies will be spent to retire debt associated with certificates of participation as well as to fund pay-as-you-go (county contribution) projects. Effective July 1, 1990, up to 20% of the fund's proceeds (computation limited to the first 5 cents of property taxes) could be dedicated to financing capital projects funded on a pay-as-you-go basis. The percentage dedicated to pay-as-you-go is 19.12% for FY 2022-23 in an effort to fund capital facility improvements. The long-range Capital Financing Plan can be found in the FY 2022-31 Capital Improvement Plan. Durham County's Capital Financing Policy follows.

Revenues	FY2022-23
Property Taxes (8.61 cents-Revenue Neutral)	\$41,339,366
One-half Cent Sales Taxes (Art. 40, 42, & 46)	\$44,753,670
Occupancy Taxes	\$4,000,000
Interest Earnings	\$10,000
Miscellaneous Revenue	\$445,500
Fund Balance	\$1,500,000
TOTAL RESOURCES	\$92,048,536

Expenditures	FY2022-23
Motor Vehicle Tax Collection Fees (State)	\$80,000
Transfer to Debt Service	\$74,525,553
Transfer to Public Art Fund	\$500,000
County Contribution*	\$16,942,983
Reserve for Future Capital	\$0
TOTAL EXPENDITURES	\$92,048,536

<i>*Projects funded with County contribution. These projects include:</i>	
Board of Elections Office	\$2,567,868
Ongoing HVAC Replacement	\$622,660
Ongoing Roof Replacement	\$121,992
Ongoing Building Envelope	\$1,138,297
Ongoing Security Improvements	\$99,765
Ongoing Parking Lot Replacement	\$350,050
County Stadium Upgrades	\$219,350
Detention Center Windows	\$1364,162
IT Security Program Support	\$876,360
IT Sheriff Body and Car Cameras	\$200,459
Sheriff Firing Range Upgrade	\$333,050
EMS Duke West Station	\$337,080
EMS MLK Blvd Station	\$334,423
EMS Station 19 Co-Location	\$1,767,468
500 East Main Street Parking Deck	\$4,110,000
Open Space Land Acquisition	\$500,000
Bragtown Branch Library Upgrade	\$900,000
DTCC HVAC Systems Retrofit	\$1,100,000
TOTAL EXPENDITURES	\$16,942,984

For FY 2022-23, the portion of the County-wide tax rate dedicated to the Capital Financing Plan is 8.61 cents, no increase from FY 2021-22.

Budget

Category	FY 2020-21 Actual	FY 2021-22 Original	FY 2021-22 Estimated	FY 2022-23 Requested	FY 2022-23 Approved	% Change Orig. v. Appr.
Expenditure	\$76,960,596	\$82,613,213	\$84,846,620	\$91,821,585	\$92,048,536	11.42%
Operating	\$77,738	\$90,001	\$79,695	\$80,000	\$80,000	-11.11%
Transfers Out	\$76,882,858	\$82,523,212	\$84,766,925	\$91,741,585	\$91,968,536	11.45%
Revenue	\$77,939,438	\$82,613,213	\$90,145,036	\$91,821,585	\$92,048,536	11.42%
Taxes	\$39,310,284	\$39,451,719	\$40,641,931	\$41,112,415	\$41,339,366	4.78%
Investment Income	\$24,358	\$10,005	\$10,102	\$10,000	\$10,000	-0.05%
Rental Income	\$610,608	\$610,608	\$610,608			-100.00%
Transfers In	\$37,994,186	\$42,540,881	\$48,882,395	\$50,699,170	\$50,699,170	19.18%
Net County Cost	(\$978,842)	\$0	(\$90,271,730)	\$0	\$0	

Budget Highlights

Two straight fiscal years of significant revenue growth (dedicated property tax and sales tax) have positioned the Capital Finance Fund to support an upcoming General Obligation bond referendum in November 2022 with an estimated 2.5 cent tax rate increase needed in next year's budget. The revenue growth of the past two years has increased the fund balance (savings account) of the Capital Finance Plan and those "saved" funds will help minimize the needed tax rate increase for GO Bond issuance while also minimizing tax rate fluctuations in future years. For FY 2022-23 fiscal year the County is able to maintain a flat tax rate for the Capital Financing Plan Fund, the third year in a row with no related property tax rate increase.

Capital Financing Plan Fund revenues has also allowed to the County to support unplanned additional cost increases to a number of ongoing capital projects. These cost increases are related to inflation, supply chain shortages, labor cost increases, and COVID delays. A significant number of capital project increases were funded with this "extra" collected revenue limiting the need for property tax rate increases needed within this fund over the last two years.

A graphical representation of the Capital Financing Plan Debt Funding is included in this section. For more information on bonded capital projects, debt service, debt limits and principal and interest payments, refer to the Debt Service Fund section of the budget.

**DURHAM COUNTY
CAPITAL FINANCING POLICY**

Durham County recognizes the goal of the Capital Financing Policy is to provide for the adequate funding of the County's capital program while avoiding erratic increases and decreases in the County's property tax rate. Thus, a Capital Financing Plan for the payment of debt related to projects financed by long-term borrowing shall be updated annually.

The County currently dedicates the following revenues to the payment of debt and pay-as-you-go (County contribution) capital projects:

- Article 40 and Article 42 one-half cent sales taxes;
- County share of the Occupancy Tax; and
- County-wide property taxes.

The County reserves up to 20% of these annually-dedicated revenues for pay-as-you-go projects. In addition, the Pay-As-You-Go Policy restricts dedicated property tax revenue to 20% of a maximum of 5 cents, or 1 cent, in County-wide property taxes. The portion of annual revenues reserved for pay-as-you-go is 19.12% for the FY 2022-23 budget.

Investment earnings on unexpended debt proceeds shall be restricted to the payment of debt. Investment earnings on amounts restricted for the payment of debt and pay-as-you-go funds shall bear the same restrictions as the principal amounts generating these investment earnings.

Excess funds, if available, within the Debt Service Fund may be used to provide advance funding for capital projects pending bond sale. Such advances or loans would be repaid with interest based on the monthly yield of the North Carolina Cash Management Trust short-term investment fund.

This policy applies to the Board of County Commissioners and County Administration and may be revised by the Board as it deems appropriate to meet the changing needs of the County for capital financing.

**RESOLUTION OF THE DURHAM COUNTY BOARD OF COMMISSIONERS AMENDING ITS POLICY ON
FINANCING CAPITAL PROJECTS**

WHEREAS, Durham County adopted on March 27, 1989, a policy setting forth that the County will annually update and review its capital needs and its plan for financing the payment of debt for projects financed by long-term borrowing; and

WHEREAS, Durham County recognizes that the goal of its capital financing policy is to provide for the adequate funding of the County's capital program while avoiding erratic increases and decreases in the County's property tax rate; and

WHEREAS, in an attempt to meet this goal, the Board identified in the policy certain sources of revenue to the County from which funds would be used for the satisfaction of the County's debt obligations; and

WHEREAS, this policy applies to the governing board and administration of the County and may be revised from time to time by the governing board as it deems appropriate to meet the changing needs of the County for capital financing:

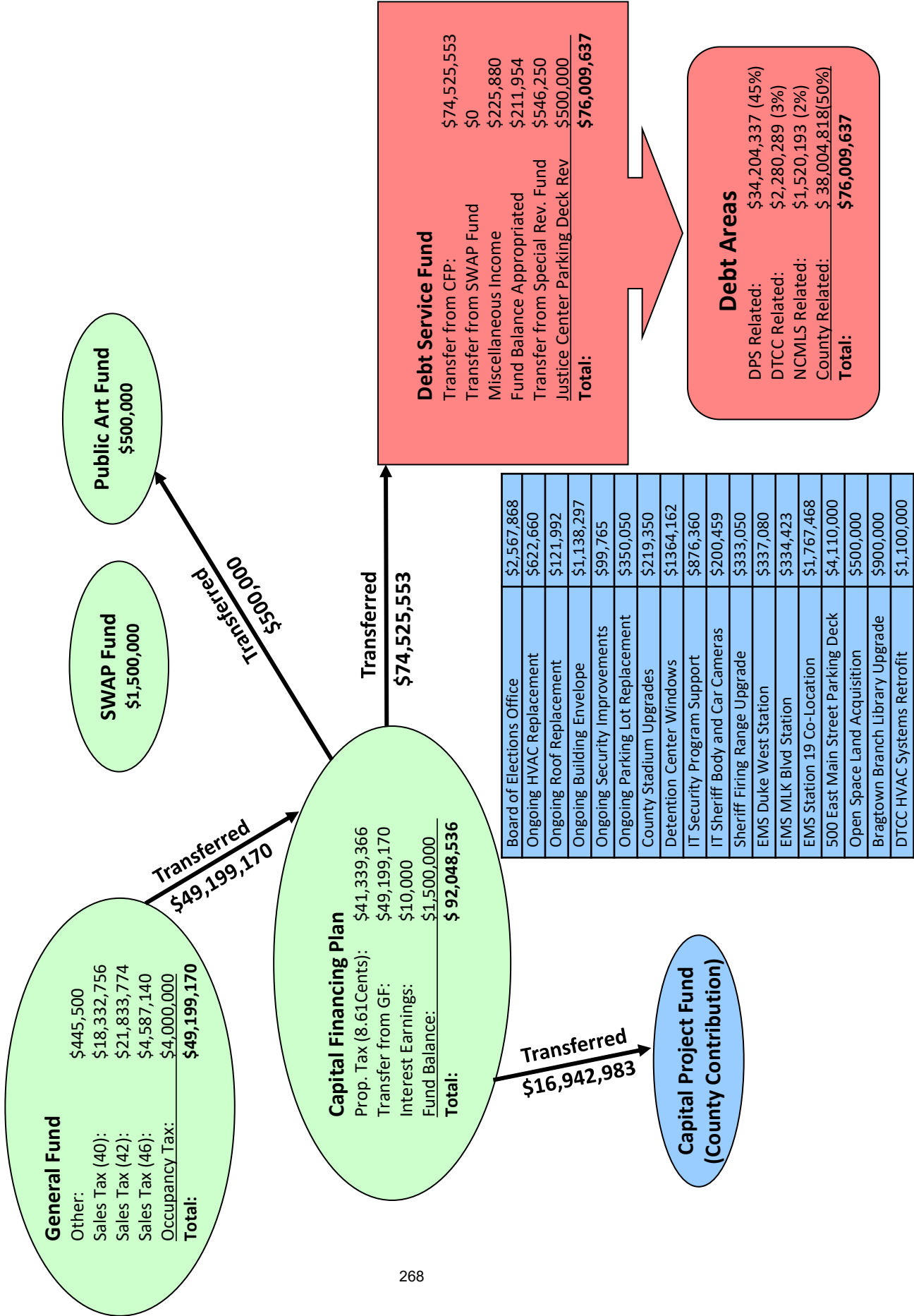
NOW, THEREFORE BE IT RESOLVED that the Board of Commissioners of Durham County hereby amends its policy of financing capital projects and capital project debt revised and approved on June 26, 2006 as follows:

The county will annually designate:

1. Article 40 and Article 42 one-half cent sales taxes,
2. The County's share of the occupancy tax,
3. Countywide property taxes,
4. In addition, dedicated property tax revenue to 20% of a maximum of five cents (or 1 cent) in countywide property taxes for pay-as-you-go projects.

AND BE IT FURTHER RESOLVED that all provisions of the policy adopted on March 27, 1989, which are not inconsistent with the provisions hereof remain in full force and effect.

Capital Improvement Plan Debt Funding FY2022-23



BENEFITS PLAN FUND



GOAL 5 ACCOUNTABLE, EFFICIENT, AND VISIONARY GOVERNMENT: An effective organization committed to continuous innovation, exceptional customer service, transparency, and fiscal responsibility.

Description

Durham County has a benefit plan that is fully self-funded with a specific stop-loss insurance policy that reimburses the County and prevents it from having to pay for catastrophic or unusually high overall claim costs. This plan allows for more effective and efficient management of health care costs for both the County and its employees. By retaining potential profits that would normally accrue to the administrator of a fully insured plan, the County is able to provide a core plan for all employees that includes health, dental, vision, and life insurance coverage at one times each employee’s salary. The County also offers dependent coverage that more employees can afford. The County’s benefit plan with its supplemental specific stop-loss policy is structured to protect the county from costs that could become a liability, while ensuring our employees continue to receive the care they need.

The fund balance policy was also revised so that unspent funds for the self-insured benefits (e.g., Health and Dental) can only be used as funding for these benefits and will be committed in the County’s fund balance. By committing these unspent funds in the County’s fund balance and establishing this process in amending the County’s Fund Balance Policy, the Board added stronger internal controls to further ensure compliance. To be in compliance, the County is required to perform an annual review of the performance of the self-insured benefits and the reserves for these benefits.

The benefits plan provides health and financial benefit options that maintain or improve employees’ physical, mental, and financial health and thereby enhance their overall personal and professional well-being. The County’s comprehensive benefits package contributes to the physical, mental, and financial health of its employees and their family members. All full-time employees receive County-paid health, vision, dental, term life, and accidental death and dismemberment insurance (with the County paying a pro-rated portion for part-time employees who work at least 50% of their work schedule). In addition, the County pays a portion of the health insurance coverage for employees’ family members and pays the entire cost of employee plus family vision coverage. Employees also have the option of purchasing additional life insurance for themselves and their spouses and children, as well as short and long-term disability, hospital confinement, long term care and legal insurance. Medical and dependent care flexible spending accounts are available, too. The County knows that a robust set of benefit offerings enhances our ability to attract talented and committed employees in the highly competitive Research Triangle area.

For FY 2022-23, the Benefits Fund will be funded through transfers from other funds to the Benefits Plan Fund to cover the cost of the plan:

- \$34,655,086 will be transferred from the General Fund
- \$573,107 charge for service from the Sewer Utility Enterprise Fund for employees that reside in that fund
- \$107,458 will be transferred from the Risk Management Fund for employees that reside in that fund
- \$71,638 will be transferred from the Reappraisal Reserve Fund for employees that reside in that fund
- \$143,277 will be transferred from the Stormwater Fund for employees that reside in that fund
- \$3,200,000 funding source for employee contributions booked directly to the Benefits Plan Fund

FY2022-23 Benefits Plan Fund Budget

	FY 2021-22	FY2022-23	\$ Change FY to FY	% Change FY to FY
Health Insurance	\$29,831,310	\$34,493,839	\$4,662,529	15.63%
Dental Insurance	\$2,268,309	\$ 2,622,838	\$354,529	15.63%
Life Insurance	\$291,146	\$336,652	\$45,506	15.63%
Vision Insurance	\$389,463	\$450,335	\$60,872	15.63%
Wellness Clinic HealthSTAT	\$592,395	\$684,984	\$92,589	15.63%
Plan Administration Fees	\$140,032	\$161,918	\$21,886	15.63%
TOTAL	\$33,512,654	\$38,750,566	\$5,237,911	15.63%

Budget

Category	FY 2020-21 Actual	FY 2021-22 Original	FY 2021-22 Estimated	FY 2022-23 Requested	FY 2022-23 Approved	% Change Orig. v. Appr.
Expenditure	\$33,011,148	\$33,512,652	\$32,676,184	\$38,750,566	\$38,750,565	15.63%
Personnel	\$32,340,472	\$32,780,226	\$31,280,584	\$37,903,663	\$37,903,662	15.63%
Operating	\$670,677	\$732,426	\$1,395,600	\$846,903	\$846,903	15.63%
Revenue	\$32,141,012	\$33,512,652	\$33,632,798	\$38,750,565	\$38,750,565	15.63%
Intergovernmental	\$17,677					
Investment Income	\$20,771					
Service Charges	\$3,236,098	\$3,060,580	\$3,940,570	\$3,916,386	\$3,916,386	27.96%
Transfers In	\$28,866,465	\$30,452,072	\$29,692,228	\$34,834,179	\$34,834,179	14.39%

Budget Highlights

- Health insurance coverage will continue to contract with Cigna. With Cigna's Open Access Plus Plan (OAP), enrollees will get the benefits of Cigna's Accountable Care network of providers to include Duke, Wake Med, and UNC providers. Each time care is needed, the enrollee can choose the doctor or facility that works best for them. In addition to the benefits of the Cigna network, enrollees also have access to the highest level of personal support via Cigna's One Guide Concierge service and Cigna's Telehealth Connection. Telehealth provides the opportunity to connect with a board-certified doctor via video chat or phone, without leaving your home or office.

LAW ENFORCEMENT OFFICERS' (LEO) SPECIAL SEPARATION ALLOWANCE FUND



GOAL 3 SAFE COMMUNITY: Partner with stakeholders to prevent and address unsafe conditions, protect life and property, respond to emergencies and ensure accessible and fair justice.

Description

The Law Enforcement Officers' Special Separation Allowance (LEOSSA) is a statutorily mandated monthly payment made to eligible retired local law enforcement officers.

In addition to regular retirement benefits budgeted within the General Fund, the County must also pay a special monthly separation allowance to retired law enforcement officers who have completed 30 or more years of creditable service and/or those persons 55 years of age who have completed 5 or more years of creditable service. The annual allowance is 0.85% of base compensation at the time of retirement times the number of years of service. The officer is eligible to receive this benefit until age 62.

The North Carolina General Assembly in July 1986 required that a LEO Trust Fund be established, and Durham County established a LEO Trust Fund in July 1987. The LEO Trust Fund was originally structured as a pension trust fund, but the Governmental Accounting Standards Board later required that the County reclassify the LEOSSA Trust Fund to the General Fund. The County continues to fund LEOSSA through annual budget appropriations and reports committed fund balance for LEOSSA in the General Fund.

Budget

Category	FY 2020-21 Actual	FY 2021-22 Original	FY 2021-22 Estimated	FY 2022-23 Requested	FY 2022-23 Approved	% Change Orig. v. Appr.
Expenditure	\$536,786	\$565,000	\$608,240	\$650,000	\$650,000	15.04%
Personnel	\$536,786	\$565,000	\$608,240	\$650,000	\$650,000	15.04%
Revenue	\$527,568	\$565,000	\$608,240	\$650,000	\$650,000	15.04%
Investment Income	\$2,568					
Transfers In	\$525,000	\$565,000	\$608,240	\$650,000	\$650,000	15.04%
Net County Cost	\$9,218	\$0	\$0	\$0	\$0	