

PB1

DURHAM COUNTY NC
Live. Grow. Thrive.

Visit us www.dconc.gov | 200 E Main St | Durham, NC | Follow Us: f y

**Board of Health
Financial Report**

Fiscal Year End 2020

DURHAM COUNTY
1881

FOR DURHAM COUNTY DEPARTMENT OF PUBLIC HEALTH

1

FY 2020 BUDGET			
GENERAL FUND			
	<u>Original</u> <u>Approved</u>	<u>Current</u> <u>Ending</u>	<u>Increase</u> <u>(Decrease)</u>
FY Total Budget	26,522,073	28,846,415	2,324,342
County Funding	19,700,476	21,403,105	1,702,629
Other Funding	6,821,597	7,443,310	621,713
County Percent	74.3%	74.2%	-0.1%

Current year other funding includes 351K restricted funds carried forward from prior year

Durham County Government www.dconc.gov

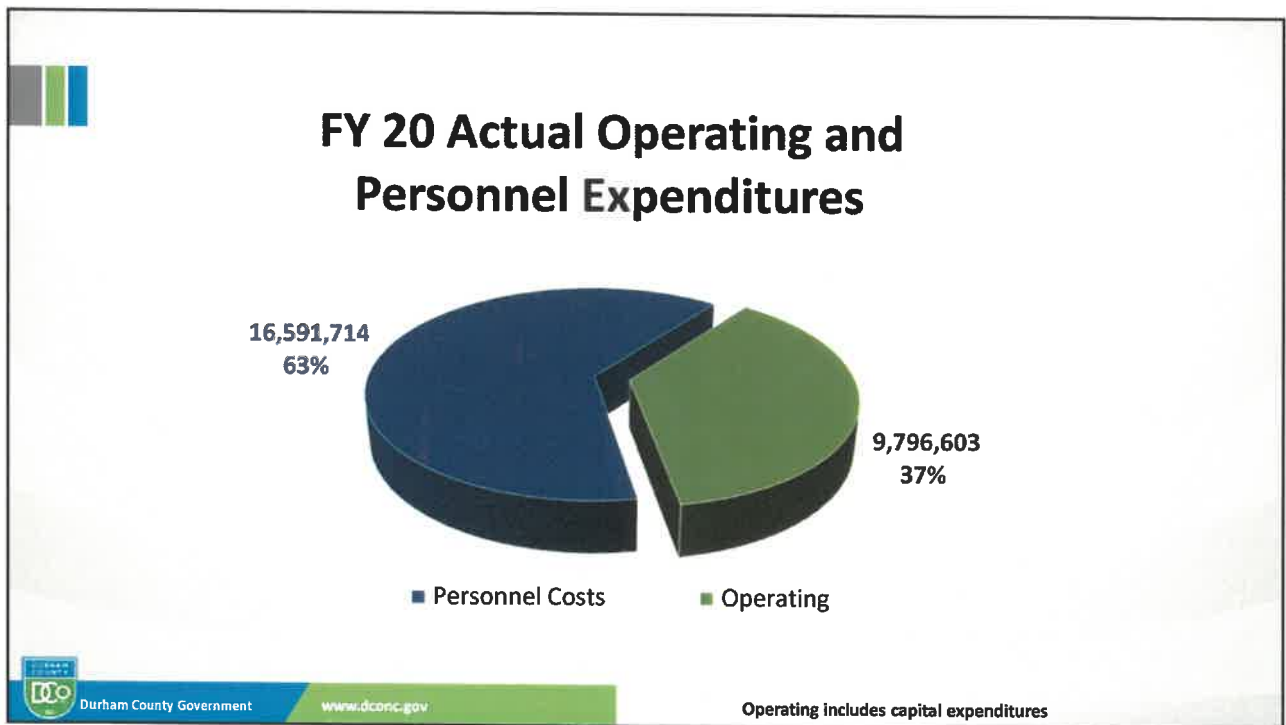
2

EXPENDITURES (MFR Program)

MFR Program Name	Current Budget	Expenditures	Percent
Allied Health	2,024,700	1,842,933	91%
Dental Health	1,128,895	1,016,544	90%
Environmental Health	2,313,841	2,303,794	100%
Health Education and Community Transformation	3,235,632	2,689,735	83%
Leadership and Business Management	5,517,013	4,834,025	88%
Medical Services	12,026,661	11,678,343	97%
Nutrition Services	2,210,409	1,864,413	84%
Population Health	389,263	158,530	41%
Totals	28,846,415	26,388,317	91%

Durham County Government www.dconc.gov

3



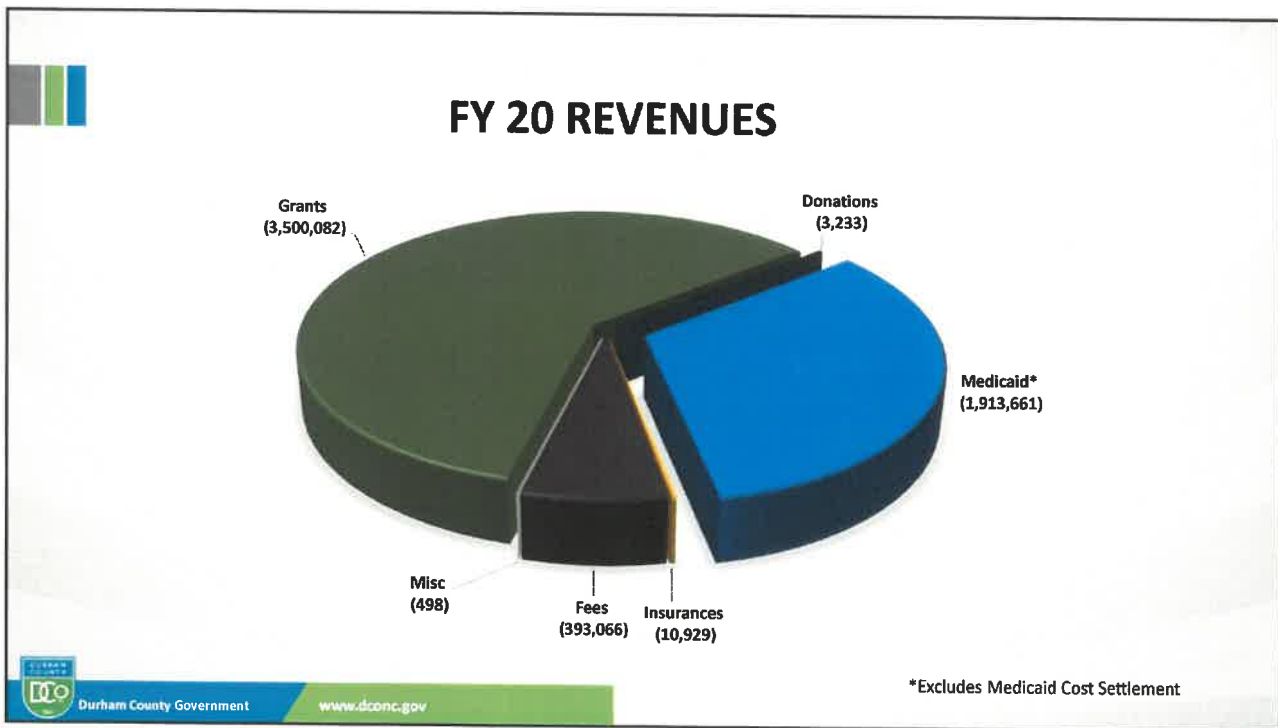
4

REVENUES (Excluding Medicaid Cost Settlement)

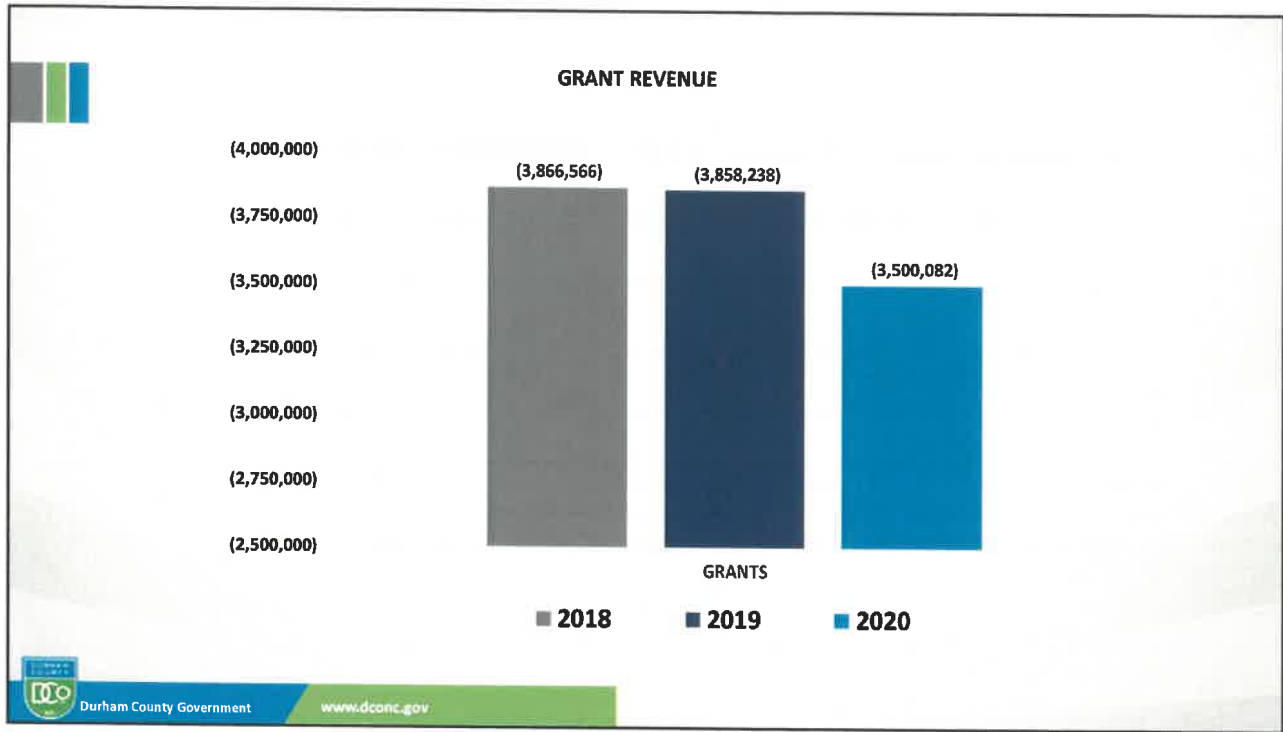
MFR Program Name	Current Budget	Revenues	Percent
Allied Health	(166,112)	(118,652)	71%
Dental Health	(327,600)	(264,847)	81%
Environmental Health	(350,400)	(366,818)	105%
Health Education and Community Transformation	(1,528,332)	(1,356,094)	89%
Leadership and Business Management	(463,363)	(231,430)	50%
Medical Services	(3,188,455)	(2,889,113)	91%
Nutrition Services	(1,108,372)	(591,699)	53%
Population Health	(16,664)	(2,815)	17%
Totals	(7,149,298)	(5,821,468)	81%

Total Cost Settlement Received 2,345,061

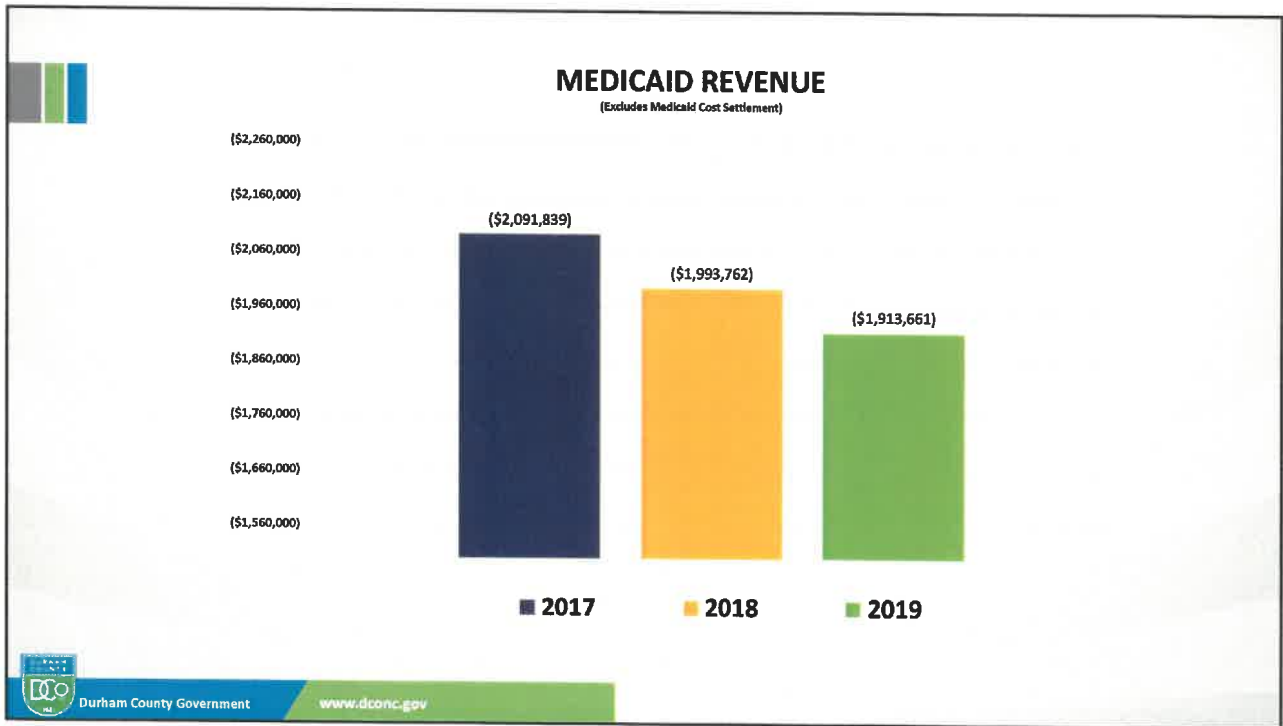
5




6



7



8



9

DURHAM COUNTY

1881

QUESTIONS
-
COMMENTS

[f](#) [Twitter](#) [YouTube](#)

Live. Grow. *Thrive.*

10

PB1

DCO DURHAM COUNTY NC
Live. Grow. Thrive.

Visit us www.dconc.gov | 200 E. Main St | Durham, NC | Follow Us:  

**Board of Health
Financial Report**


FY 2021 1st QTR

FOR DURHAM COUNTY DEPARTMENT OF PUBLIC HEALTH

1

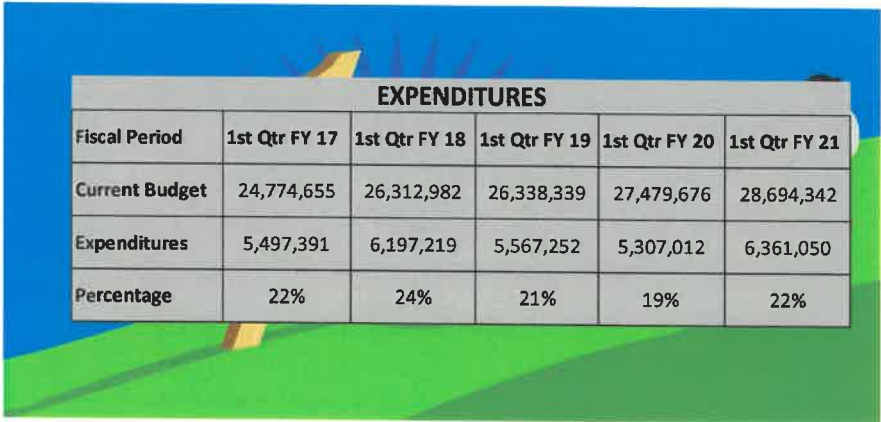
FY 2021 BUDGET
GENERAL FUND (as of 12-02-20)

	<u>Original Approved</u>	<u>Current Ending</u>
FY Total Budget	27,698,841	31,315,374
County Funding	19,161,921	21,376,877
Other Funding	8,536,920	9,938,497
County Percent	69.2%	68.3%

 Durham County Government www.dconc.gov

2

1ST Quarter Budget/Expenditures
ending 9/30

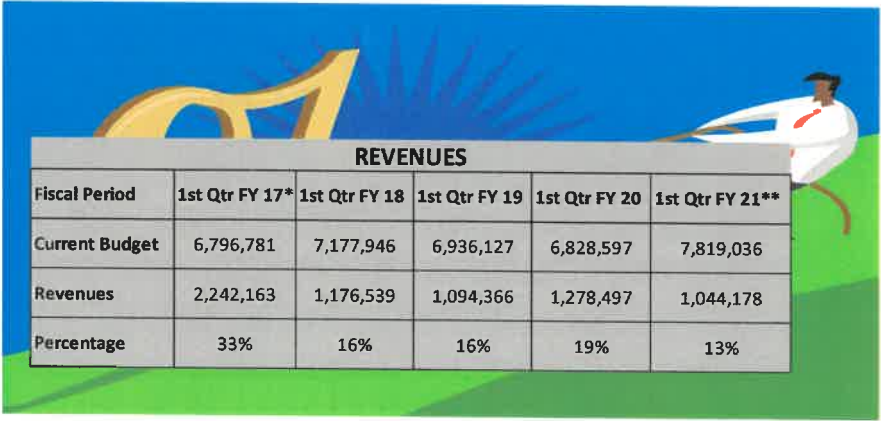


EXPENDITURES					
Fiscal Period	1st Qtr FY 17	1st Qtr FY 18	1st Qtr FY 19	1st Qtr FY 20	1st Qtr FY 21
Current Budget	24,774,655	26,312,982	26,338,339	27,479,676	28,694,342
Expenditures	5,497,391	6,197,219	5,567,252	5,307,012	6,361,050
Percentage	22%	24%	21%	19%	22%

Durham County Government www.dconc.gov

3

1ST Quarter REVENUES
ending 9/30

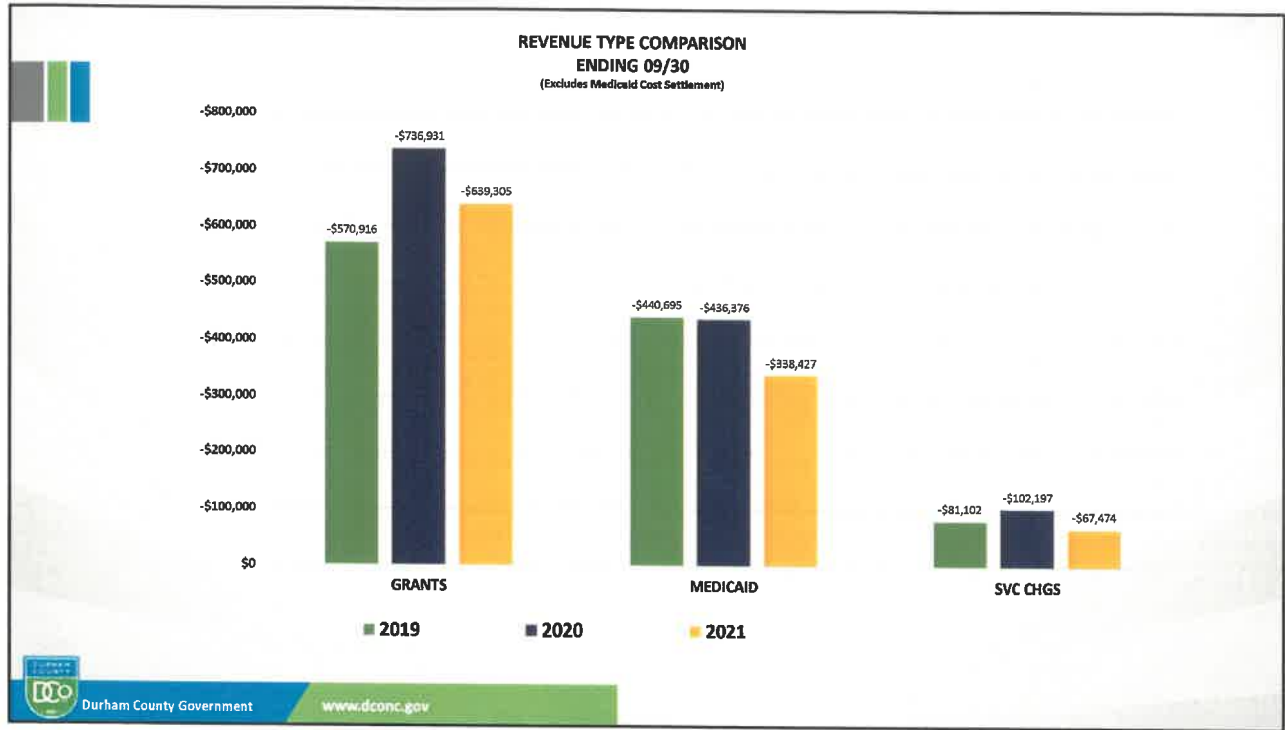


REVENUES					
Fiscal Period	1st Qtr FY 17*	1st Qtr FY 18	1st Qtr FY 19	1st Qtr FY 20	1st Qtr FY 21**
Current Budget	6,796,781	7,177,946	6,936,127	6,828,597	7,819,036
Revenues	2,242,163	1,176,539	1,094,366	1,278,497	1,044,178
Percentage	33%	16%	16%	19%	13%

* Includes Medicaid Cost Settlement (16% without)
 **Starting in FY21 all Cost Settlement funds are budgeted (1.5M revenue budget increase)

Durham County Government www.dconc.gov

4



5

Additional Notes/Reminders

- FY 2021 Budget prepared using reallocated dollars
- Additional FY21 operating budget reductions \$201,200
- Additional FY21 personnel budget reductions \$595,043
- Budget reduction scenario exercises for FY 2022 (3%, 5% 7%)

6

Durham County Government | www.dcon.gov

6



QUESTIONS
-
COMMENTS

Live. Grow. *Thrive.*

7