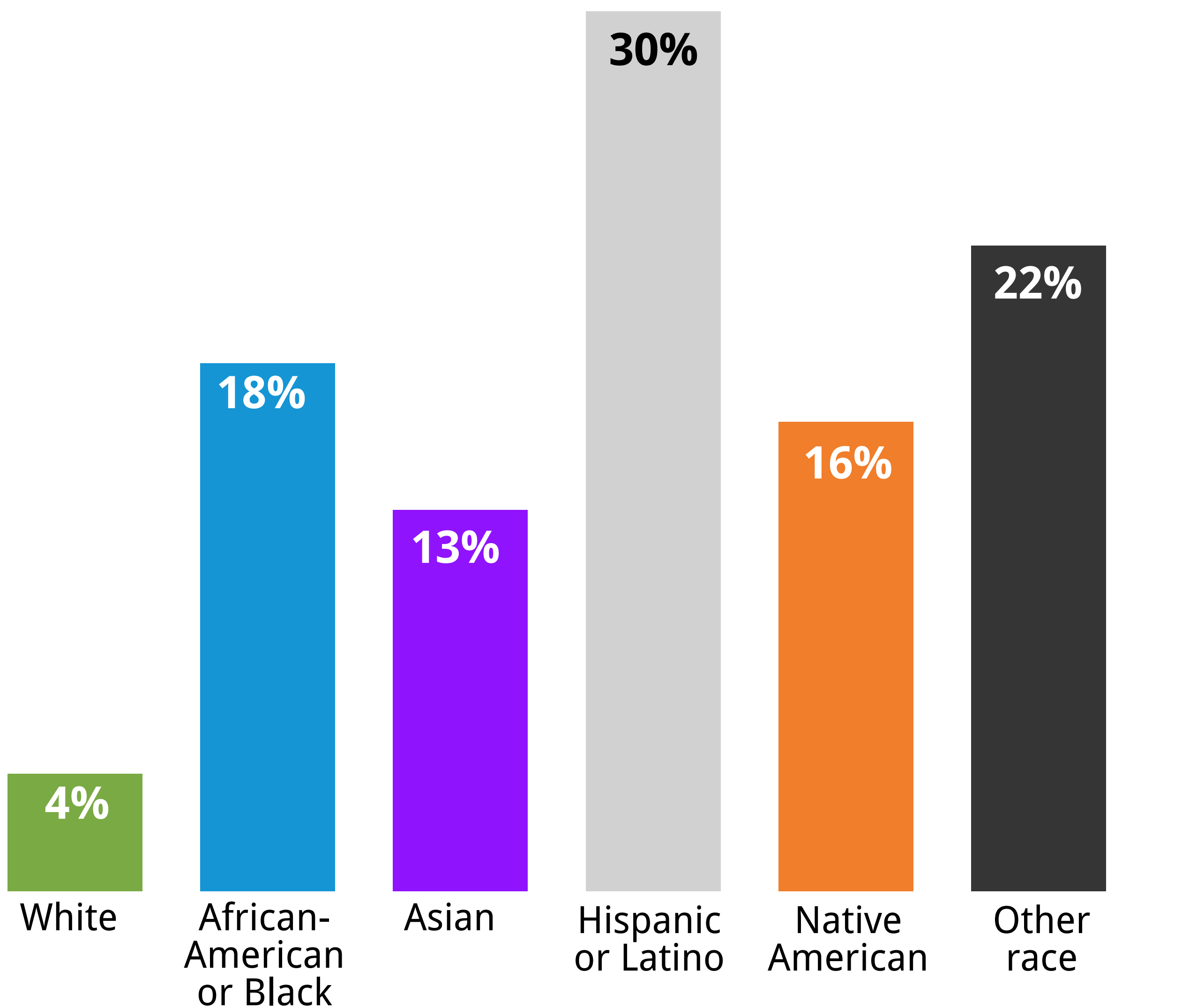


Poverty

Percent of Families Below the Poverty Level in Durham¹

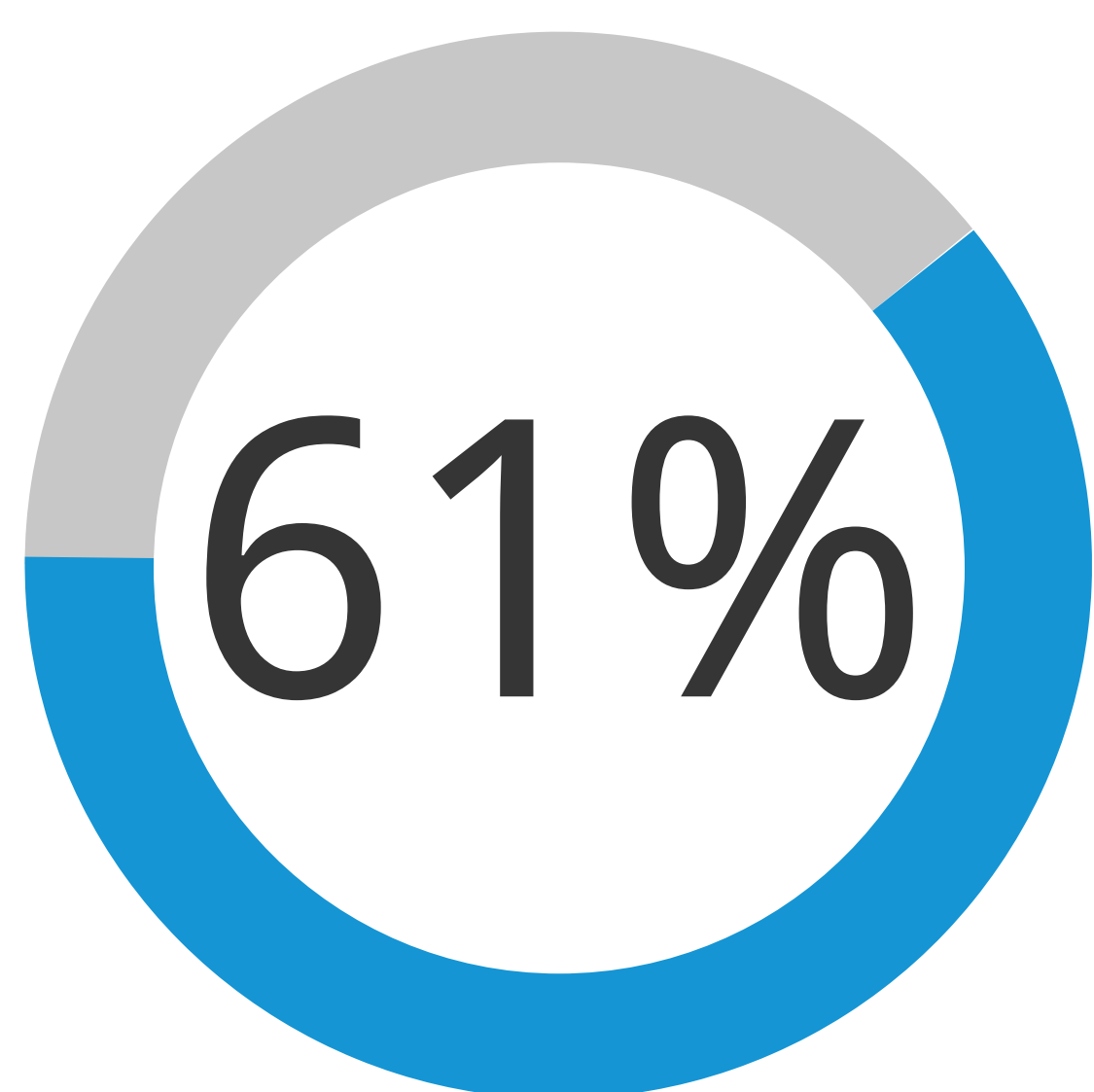


How many **families** is that?

- 1,353 white families
- 4,551 African-American or black families
- 399 Asian families
- 2,368 Hispanic or Latino families
- 24 Native American families
- 718 families of other races
- **9,413 families total**

National policies including redlining and segregation in public education have led to **forced generational poverty** among people of color in the United States. Existing policies, unequal access to jobs, wage gaps, and access to resources continue to increase the wealth gap.²

For many people, living in Durham is expensive.



of residents surveyed said poverty is a top issue in Durham.³

\$4,508

median household monthly **income** in Durham.¹

\$1,023

median monthly **housing** cost for renters in Durham.¹

\$1,431

the average monthly **childcare** cost for an infant and 4-year old at a childcare center in North Carolina.⁴

\$732


the estimated price of **food** for a family of four (two adults and two children).⁵

We heard you!

Here are some of the most common recommendations that came out of a series of listening sessions with Durham residents on how to address poverty.




Expand transportation options, routes, and hours.



Provide free vocational training in high school.



Create a living wage law in Durham County.



Provide free childcare and onsite daycare options for residents.



Race is not biologically real, yet it has very real impacts on populations of color. Therefore, **race is not the risk factor, racism is.**

-Jannah Bierens, Durham resident and Health Education Specialist

For more information or to get involved, visit: healthydurham.org



Public Health



Partnership for a Healthy Durham

1. 2012-2016 American Community Survey 5-Year Estimates; 2. Center for American Progress, Systemic Inequality: How America's Structural Racism Helped Create the Black-White Wealth Gap; 3. Durham County Department of Public Health Online Prioritization Survey. Internal data and analysis; 4. Childcare Aware of America, Parents and the High Cost of Childcare: 2017; 5. Massachusetts Institute of Technology, Living Wage Calculator. Photo retrieved from Durham County Department of Public Health.