



Community Conversation Public Safety

January 27, 2018



DURHAM
PUBLIC SCHOOLS



Community Conversations

Agenda

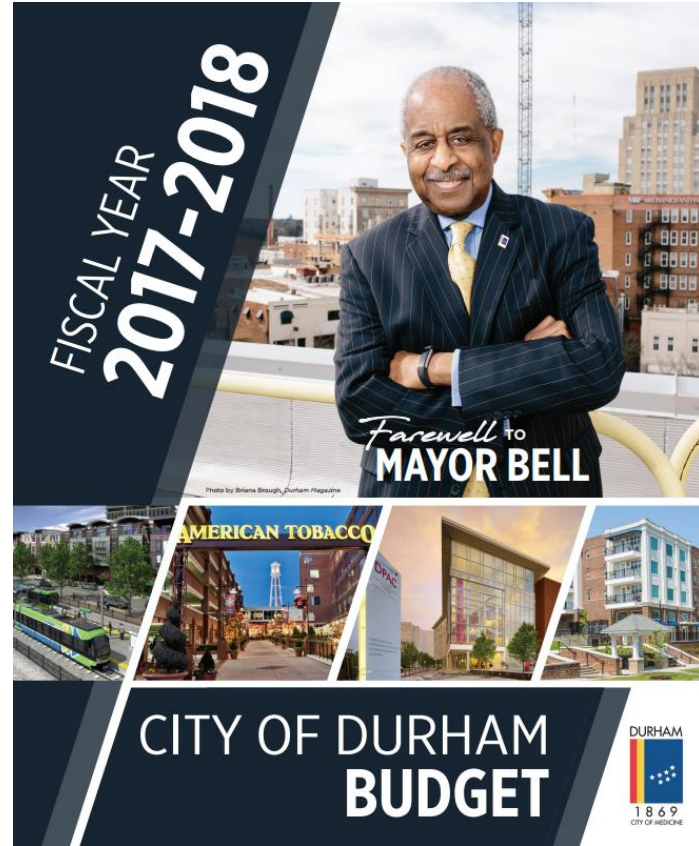
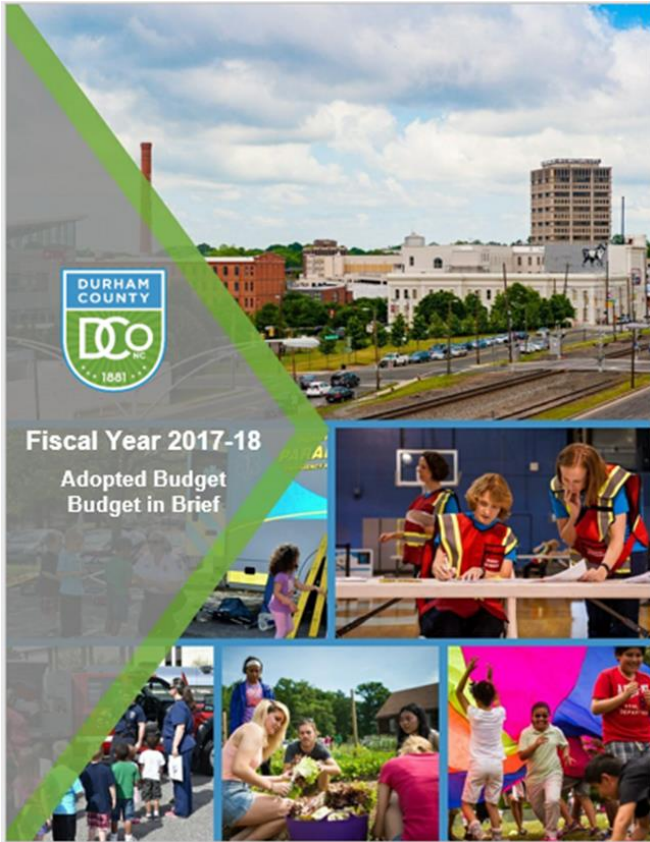
- Welcome
- Budget Overview
- Public Safety Department Presentations
- Table Discussion
- Report Out
- Mingle



Community Conversations

- **Public Safety – Jan. 27 at 10am**
 - Durham Convention Center, 301 W. Morgan St.
- **Housing, Transit & Health – Jan. 30 at 7pm**
 - Human Services Complex, 414 E. Main St.
- **Education & Jobs – Feb. 6 at 7pm**
 - Brogden Middle School, 1001 Leon St.





Budget Overview



Community Conversations

Tax Bill

- The median house value in Durham is:
\$181,104
- The City & County tax bill for that home would break out like this:

	Annual	Per Month
City	\$ 1,047.87	\$ 87.32
County	1,390.70	115.89
Total	\$ 2,438.57	\$ 203.21



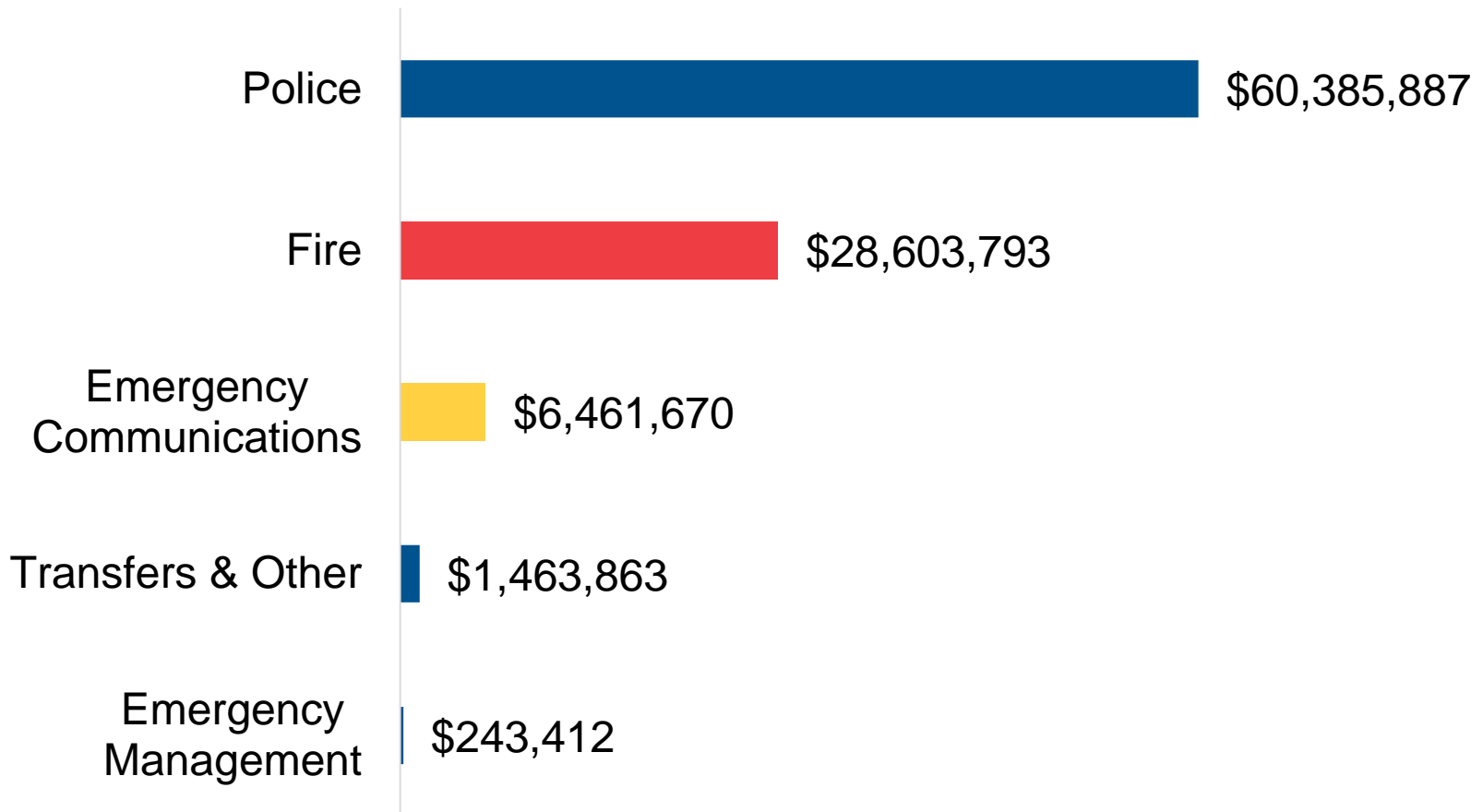
Where Do Your City Property Tax Dollars Go?

City Property Tax Bill		
Public Safety	\$	306.41
Debt & Capital Projects	\$	235.80
Public Services	\$	119.12
Solid Waste	\$	113.91
Transportation	\$	90.58
Administrative & Support	\$	53.64
Community Building	\$	47.74
Governance & Non-Assigned	\$	44.44
Housing	\$	36.22
Annual Cost	\$	1,047.87



City Public Safety Expenses

FY 2018 Budget

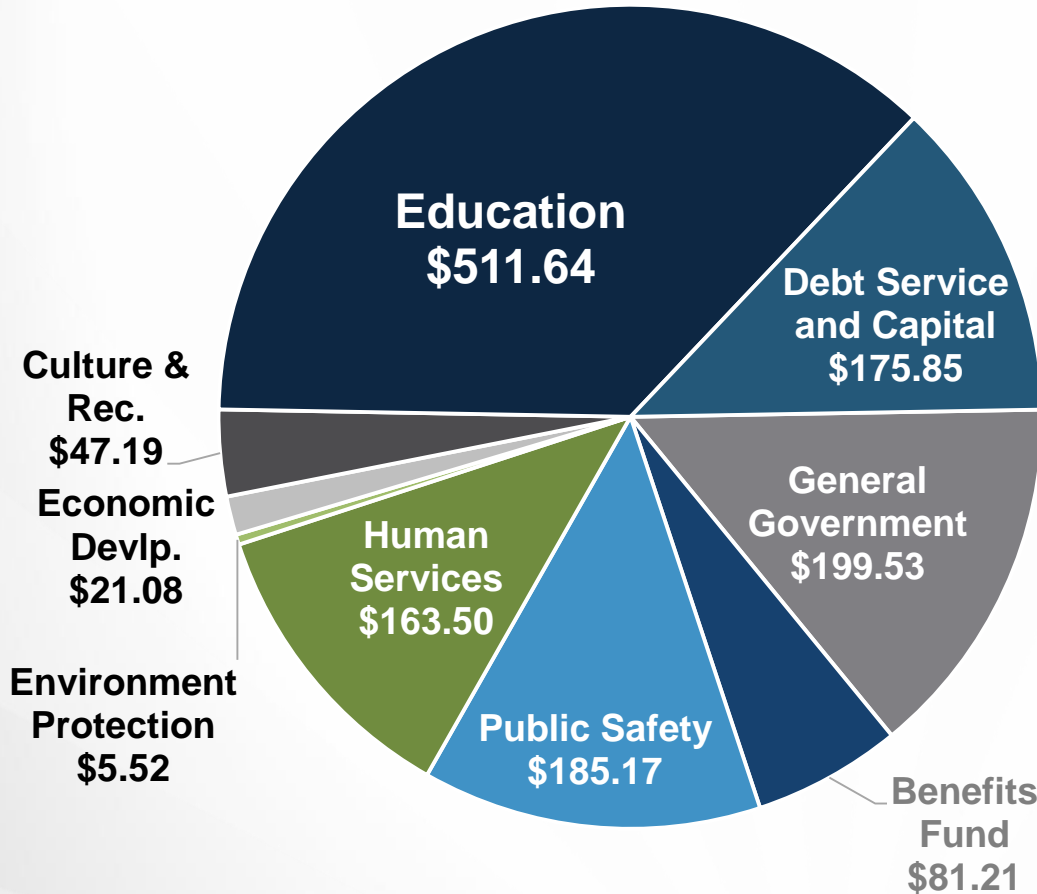


DURHAM
PUBLIC SCHOOLS



Community Conversations

Where Do Your County Property Tax Dollars Go?



Functional Area

General Government - Tax
Department, Internal Service Departments (Gen. Serv. HR, etc.), Budget, Finance

Benefits Fund - County costs to
provide benefits to 2,000+ employees

Public Safety - Sheriff, EMS, Fire
Marshal, etc.

Human Services - Public Health,
Social Services, Veteran Services, Alliance (Mental Health)

Environmental Protection - Solid
Waste (County Only), Sewer, Forest Protection

Economic Development –
Planning, Soil and Water, Cooperative Extension

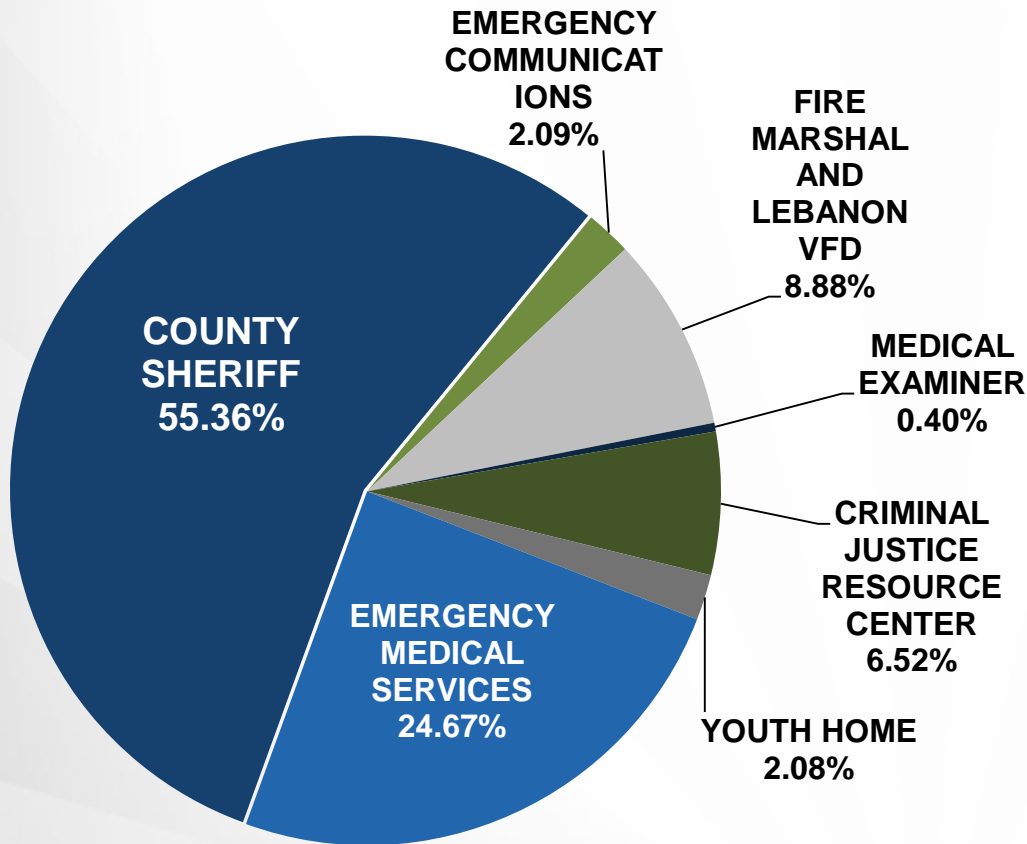
Culture & Rec. – Library, Museum of
Life and Science, Convention Center

Education - Durham Public Schools,
Durham Technical Community College

For a Median House Value (\$181,104) the Property Tax bill would provide the County with \$1,390



County Public Safety Expenditures



DEPARTMENT	2017-2018 Approved
COUNTY SHERIFF	\$ 34,949,195
EMERGENCY COMMUNICATIONS	\$ 1,321,893
FIRE MARSHAL AND LEBANON VFD	\$ 5,609,229
MEDICAL EXAMINER	\$ 250,000
CRIMINAL JUSTICE PARTNERSHIP	\$ 4,115,291
YOUTH HOME	\$ 1,315,555
EMERGENCY MEDICAL SERVICES	\$ 15,571,937
Overall Result	\$63,133,100



Public Safety Department Overview



Durham Fire Department

- Dan Curia, Fire Chief
- 348 Personnel
- Prevent or Minimize the Harmful Effects of Fires, Medical Emergencies, and Other Dangerous Events



Durham Fire Department

- 69% of All Emergencies Responded to Within 5 minutes and 30 Seconds of Dispatch
- 28% of Cardiac Arrest Patients Resuscitated (National Avg. 12%)
- Over 2,000 New Construction Inspections Conducted Annually



Durham Fire Department

Current or Major Initiatives

- City/County Fire Consolidation
- Redesign of Community Risk Reduction Initiatives
- Data-Driven Organization
- Planning for Fire Coverage in a Evolving Downtown Durham



Durham County Emergency Medical Services

- Kevin Underhill, Director
- 179 FTEs
- Serves as the initial emergency medical response for all Durham County residents (over 305,000 population covering 299 square miles)



Durham County Emergency Medical Services

PERFORMANCE MEASURES	FY2014-15 Annual	FY2015-16 Annual	FY2016-17 Annual	FY2017-18 Estimated
EMS Operations				
# of 911 calls responded to	39,607.00	44,083.00	46,679.00	49,566.00
# of patient transports	25,336.00	26,277.00	27,795.00	28,551.00
Countywide average response time by EMS to emergency calls in minutes	10.92	9.85	9.64	9.62
Average Response time for Durham County Fire and Rescue for medical emergencies in minutes	4.32	5.48	5.46	5.40
Average Response time for Lebanon Volunteer Fire Department for medical emergencies in minutes	4.52	6.98	6.96	6.90
Average Response time for Bahama Volunteer Fire Department for medical emergencies in minutes	6.87	6.80	6.96	6.90
Average Response time for Redwood Volunteer Fire Department for medical emergencies in minutes	5.50	6.25	6.29	6.25
Average response time for medical emergencies for all County first responders in minutes	5.50	6.12	6.08	6.05



Durham County Emergency Medical Services

Current or Major Initiatives

- Implementing a pilot “Community Paramedic” program with three new positions
 - To better manage and support patients within the community suffering from chronic health issues, the homeless, and those with behavioral health issues
- Shared facilities with Durham Fire at Station 17 (under construction)



Durham Police Department



- Cerelyn “C.J.” Davis, Chief of Police
- 672 employees (549 sworn)
- To minimize crime, promote safety, and enhance the quality of life in partnership with our community.

Durham Police Department



- 50% reduction in the number of homicides
- 23% increase in social media followers
- 81% of residents surveyed indicate they have trust and confidence in Durham Police officers.



DURHAM
PUBLIC SCHOOLS



Community Conversations

Durham Police Department



Current or Major Initiatives

- Enhance agency effectiveness through public & private partnerships to develop strategies in reducing gun related crimes
- Implementation of Community Engagement Unit
- Evaluating the current work schedule and beat structure to ensure proper deployment of resources



DURHAM
PUBLIC SCHOOLS



Community Conversations

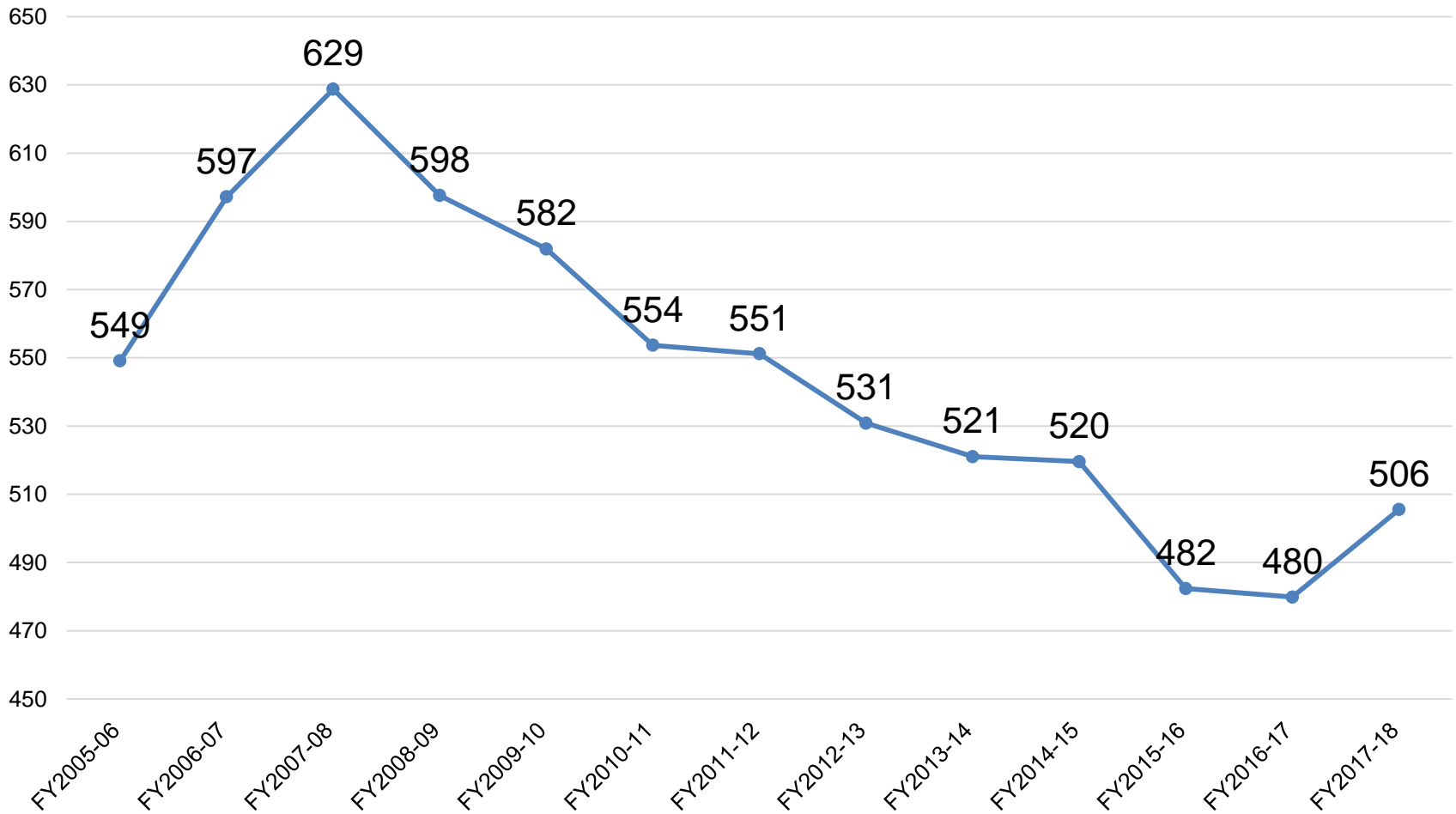
Durham County Sheriff's Office

- Sheriff Mike Andrews
- 474 FTEs
- Provides animal control services, serves civil processes, transports prisoners, provides court security, and runs a safe and secure detention facility



Durham County Sheriff's Office

Historical Durham County Inmate Population



DURHAM
PUBLIC SCHOOLS



Community Conversations

Durham County Sheriff's Office

PERFORMANCE MEASURES	FY2014-15 Annual	FY2015-16 Annual	FY2016-17 Annual	FY2017-18 Estimated
Animal Services				
Average response time for animal services deputies in minutes	32.75	33.75	37.00	34.00
Civil				
# of civil documents served	24,768.00	24,034.00	20,780.00	23,496.00
Courts				
# of weapons seized by court security deputies	749.00	1,104.00	1,194.00	1,752.00
Detention				
Average daily population of detainees	520.00	482.00	480.00	469.00
Patrol/Traffic				
Average response time for priority 1 calls	9.00	8.00	8.00	8.00



Durham County Sheriff's Office

Current or Major Initiative

- Providing dedicated space and support in the detention facility for detainees with mental health issues
 - To better serve and support a vulnerable population with higher acuity care.



DURHAM
PUBLIC SCHOOLS



Community Conversations

Durham Emergency Communications Center

- Tonya Evans, Interim Director
- 88 Personnel
- Provide residents with the fastest and most efficient response to emergency calls possible while insuring the safety of police, fire and E.M.S. personnel



Durham Emergency Communications Center

- Only Public Safety Answering Point for Durham City and County
- 338,586 9-1-1 calls answered FY17
- 95,715 administrative calls answered FY17
- Average call processing time 2:04



Durham Emergency Communications Center

- Dispatching of all Public Safety Resources with the exception of the Sheriff's Department
- Police calls for service FY17
366,342 – 82%
- Fire & EMS calls for service FY17
82,480-18%



Durham Emergency Communications Center

Current or Major Initiatives

- Call taking initiatives including partnering with our community to increase efficiency in call processing through public education
- Dispatch initiatives include partnering with responding agencies identifying opportunities to develop information from callers that may enhance their responses



Durham County

Fire Marshal & Emergency Management

- Jim Groves
- 65 FTEs
- The purpose of the department is to protect, prevent, prepare, respond, and recover from any hazard or purposeful act so that the workers, residents, students, and visitors of Durham County have a safe and resilient community



Durham County Fire Marshal & Emergency Management

PERFORMANCE MEASURES	FY2014-15 Annual	FY2015-16 Annual	FY2016-17 Annual	FY2017-18 Estimated
Durham County Fire & Rescue District				
# of total EMS responses	590.00	1,387.00	933.00	1,440.00
# of total Special and Technical Rescue responses	10.00	24.00	16.00	30.00
# of total Fire responses	333.00	939.00	872.00	1,280.00
Emergency Management Division				
# of EOC activations (Greater than 12 Hours)	0.00	3.00	5.00	8.00
\$ spent on recovery (by type)	\$0	\$0	\$0	\$70,000
# Total incidents responded to	99.00	119.00	84.00	135.00
Fire Marshal – Fire Prevention and Education Division				
# of inspections performed	1,254.00	841.00	912.00	870.00
# of new construction plan reviews	262.00	246.00	224.00	180.00
# of school inspections performed annually	208.00	147.00	135.00	90.00



Durham County Fire Marshal & Emergency Management

Current or Major Initiatives

- Continued expansion of Durham County’s mass notification system, “Alert Durham”, which will offer residents more access to emergency information than ever before
- Continued development of “Continuity of Operations Plans” for all County departments in case of a mass event



Durham County Fire Marshal & Emergency Management

Current or Major Initiatives (cont.)

- Development of long-term community recovery plan for Durham & Durham County
- Delivery of “Stop the bleed”, “Until Help Arrives”, and “Bystander CPR” programs as part of the Community Emergency Response Team (CERT) outreach





Small Group Discussion

Small Group Discussion

- Each table will be discussing three questions about Public Safety
- "Parking Lot" for ideas or comments that don't get covered
- Departments available in hallway to answer specific questions



Question 1:

What can law enforcement do to better build trust within communities in Durham?



DURHAM
PUBLIC SCHOOLS



Community Conversations

Question 2:

How could law enforcement better serve or support your neighborhood?



DURHAM
PUBLIC SCHOOLS



Community Conversations

Question 3:

What could the Fire & EMS departments do to better serve or support communities in Durham?



DURHAM
PUBLIC SCHOOLS



Community Conversations

*Choose a spokesperson for
your table.*



DURHAM
PUBLIC SCHOOLS



Community Conversations



Report Out

Each table share top idea or solution with the room.

Upcoming Meetings

Community Conversations

- Housing, Transit & Health – Jan. 30, 7pm
– Human Services Complex, 414 E. Main St.
- Education & Jobs – Feb. 6, 7pm
– Brogden Middle School, 1001 Leon St.

Budget Public Hearings

- City – March 19
- County – March 12
- City – June 4
- County – June 11
- DPS – March 22



More Information

- All the information from today will be compiled and posted on the City & County websites
 - durhamnc.gov/3268/Community-Conversations
 - dconc.gov/government/departments-a-e/budget-management-services



Thank You for Coming!

