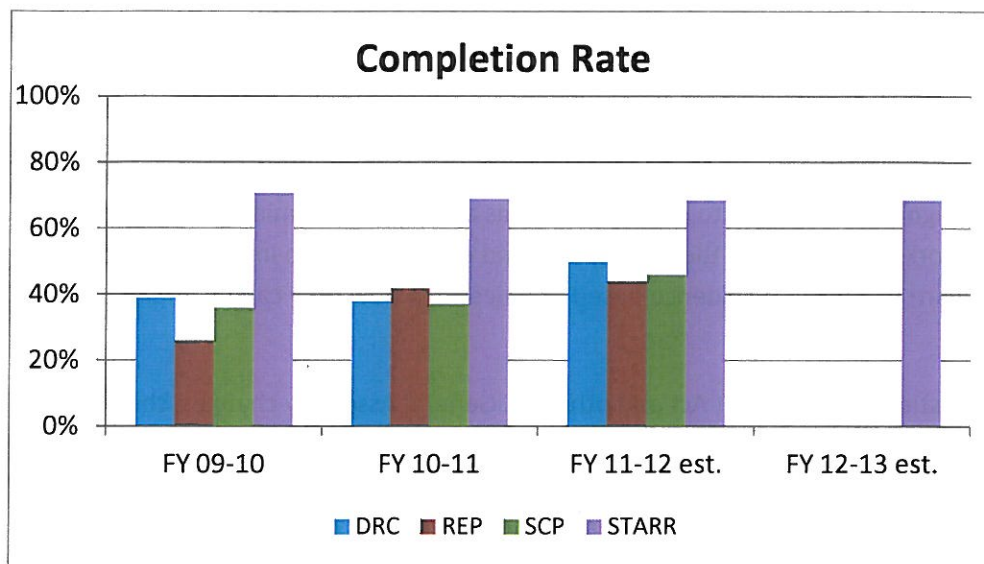


Criminal Justice Resource Center Performance Measure-Completion Rate

	FY 09-10	FY 10-11	FY 11-12 est.	FY 12-13 est.
DRC	39%	38%	50%	
REP	26%	42%	44%	
SCP	36%	37%	46%	
STARR	71%	69%	69%	69%



1. Why is the measure you are presenting important to the overall goal or mission of your department? How does tracking this performance measurement improve or help maintain a high level of service?

Completion rate measures the percent of admissions that complete individual case plans and program requirements, including established attendance rate, engagement with the treatment plan, cognitive behavioral intervention, employment services, and/or substance abuse treatment. Completion rate is measured because individuals who complete treatment are more likely to sustain drug free lifestyles and less likely to continue involvement with criminal activity.

Graduation from STARR and STARR GRAD Programs also involves a formal ceremony where completion certificates are awarded to program participants. Since many of the STARR participants did not graduate high school, the graduation ceremony marks the first milestone those inmates have completed. The expectation of participating in the graduation ceremony provides motivation throughout the month to continue in the often challenging treatment and allows graduates an opportunity to share their recovery efforts with family and friends.

Completion rate is measured in addition to recidivism as a more immediate indicator of likelihood of success, because recidivism, the long term outcome, is not available for about 2 years after the admission year.

2. What initiatives or changes to programs in FY 2012-13 will your department take on in hopes to improve the overall performance of the related program or goal?

STARR:

In addition to tracking the completions and analyzing the terminations from STARR and GRAD, CJRC will review the STARR and GRAD curriculum and incorporate evidence based practices materials for inmate based populations.

Community Based Corrections Programs:

FY 12-13 will be a year of change for Community Based Corrections. As a result of Justice Reinvestment, CJRC will have to make significant changes to several programs and possibly eliminate some. This will be a time to review what works well, build on those programs and examine how to improve others. CJRC will look nationally to learn more about evidence based practices and how they can be implemented successfully in Durham

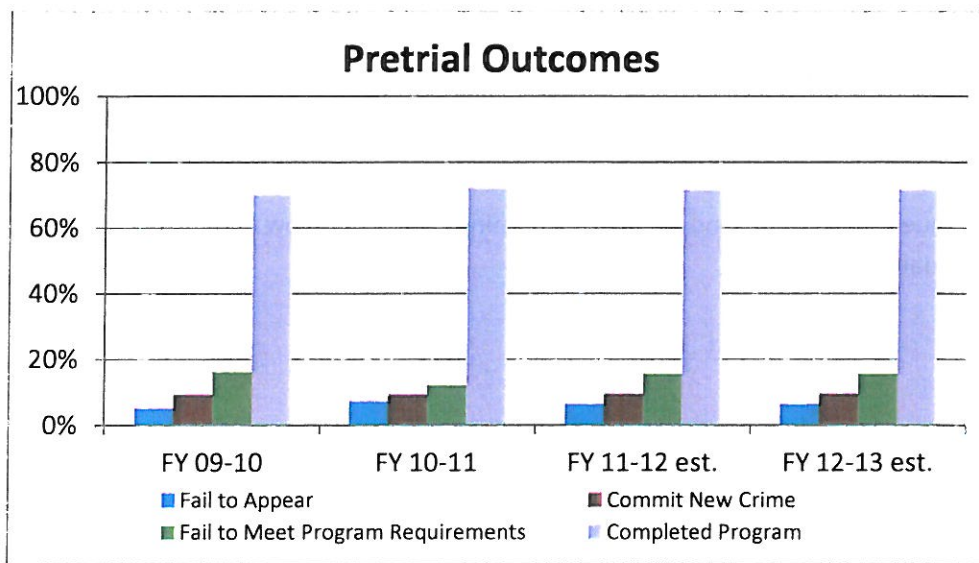
Due to passage of the Justice Reinvestment Act and other NC General Assembly changes, the Criminal Justice Partnership Program (CJPP), which funded our Day Reporting Center and portions of our Reentry Program for 17 years will end June 30, 2012. The successor to CJPP is a potential contract for Treatment for Effective Community Supervision (TECS). Additionally, The Department of Public Safety issued a Request for Proposals for the implementation of Community Intervention Centers (CIC) in certain communities. Unlike the previous CJPP grants, these contracts will be awarded through a competitive bid process and will be paid on a cost per client per day basis with no guaranteed minimum.

As of early March 2012, the State has not issued a RFP for TECS. CJRC submitted a proposal for CIC in December 2011 and was awarded the contract effective March 5, 2012. At this time it is not certain what the actual enrollment and thus revenue will be. The Community Intervention Center targets high risk/ high need offenders who are at risk of probation revocation. The contract requires us to provide very specific programs for predetermined periods of time including a cognitive behavioral intervention curriculum, human resource development and employment training/placement, and substance abuse treatment. These are all services that CJRC has provided to community-based corrections clients in previous years and has the capacity to continue. The CIC contract estimates an enrollment of 45 at any given time, with up to 180 clients to be served. CJRC will strive to have a completion rate similar to previous years, however, since this new target population is potentially different from current CBC clients, it is difficult to estimate FY 13 performance.

CJRC staff awaits the announcement of a Request for Proposals for Treatment for Effective Supervision, and will work diligently to be awarded a contract. TECS targets offenders who receive a non-incarcerative sentence of community or intermediate punishment or is serving a term of parole or post release supervision after serving an active sentence of imprisonment, which is very similar to our previous CJPP clientele. Until the bid process is complete, it is unfortunately impossible to predict the number and the type of community-based corrections programs CJRC will be able to offer in FY 2013.

Criminal Justice Resource Center Performance Measure-Pretrial Outcomes

	FY 09-10	FY 10-11	FY 11-12 est.	FY 12-13 est.
Fail to Appear	5%	7%	6%	6%
Commit New Crime	9%	9%	9%	9%
Fail to Meet Program Requirements	16%	12%	15%	15%
Completed Program	70%	72%	71%	71%



1. Why is the measure you are presenting important to the overall goal or mission of your department? How does tracking this performance measurement improve or help maintain a high level of service?

The purpose of Pretrial Services is to create a systematic approach for recommending release and provide community supervision for defendants who do not pose a risk to the community as they await trial. The Pretrial Outcomes Performance Measure indicates to what degree defendants supervised by CJRC meet desired outcomes (appear in court and not reoffend while awaiting trial); and the percent of defendants that fail to meet supervision requirements and are returned to jail. The measure advises whether our risk assessment tool and supervision practices are effective. The measure can be used to compare Durham’s performance with other local, state and federal jurisdictions.

2. What initiatives or changes to programs in FY 2012-13 will your department take on in hopes to improve the overall performance of the related program or goal?

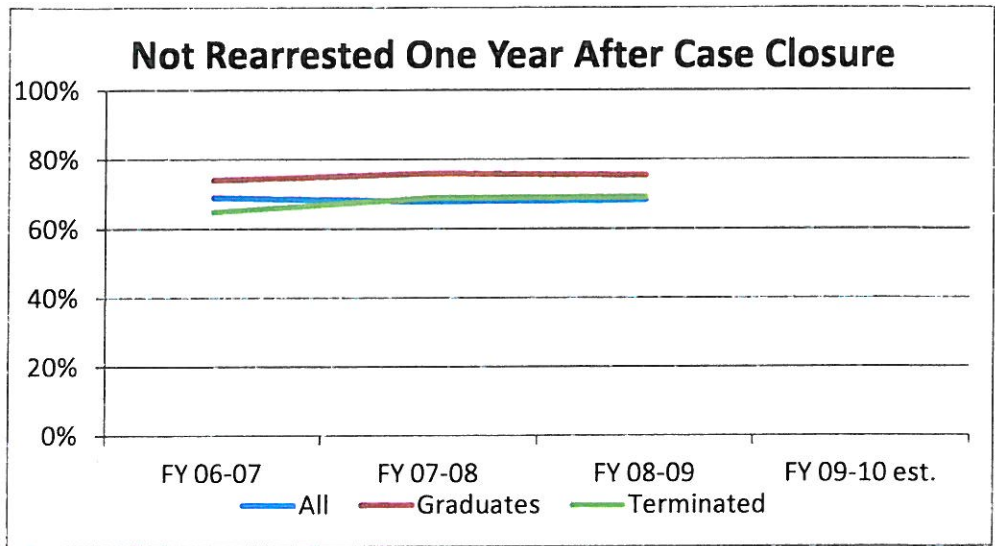
Pretrial Services hopes to include a recommended bond amount in the current Risk Assessment that will establish a strategic approach to the recommendation of conditions (i.e. release onto supervision with or without electronic monitoring or curfews).

Pretrial Services will evaluate establishing a presence in initial processing at the Durham County Jail to assist the Magistrates by providing the same information made available to Court Officials in First Appearance Court when determining bond (i.e. verification of address, treatment, community ties, and identification of basic needs and/or risk factors). Pretrial Services will propose expanding hours of operation and personnel to accommodate the additional coverage of peak hours in initial processing. These hours will allow many investigations to be prepared by second and/or third shift staff thereby drastically reducing first shift court preparatory efforts ultimately increasing time available for higher volumes of offender supervision and courtroom presence.

Pretrial Services will continue efforts to expand eligibility screening criteria to allow access to a broader number of confined defendants.

Criminal Justice Resource Center Performance Measure-Recidivism

Variables	FY 06-07	FY 07-08	FY 08-09	FY 09-10 est.
All	69%	68%	69%	
Graduates	74%	76%	75%	
Terminated	65%	69%	69%	



1. Why is the measure you are presenting important to the overall goal or mission of your department? How does tracking this performance measurement improve or help maintain a high level of service?

The re-arrest rate one year after case closure indicates the percent of Day Reporting Center (DRC), Reentry Program (REP) and Second Chance Program (SCP) participants who are able to remain crime free 365 days after their case is closed. The measure also compares re-arrests for program graduates to those who did not complete. This re-arrest rate measures the impact CJRC activities of supervision, support services and substance abuse treatment have on an individual’s ability to lead a productive, crime and drug free life, the goals of the programs. If our clients commit less crimes after completing the program than before they come to us, it can have a significant impact on our community.

2. What initiatives or changes to programs in FY 2012-13 will your department take on in hopes to improve the overall performance of the related program or goal?

CJRC will continue to measure the re-arrest rate of DRC, REP and SCP participants who were admitted in FY 2010-2011. CJRC will supplement the re-arrest rate with conviction and incarceration rates to assess the long term individual and community impact of community-based correction services.

FY 2012 is the last year of CJPP funding which supported treatment services for DRC and REP participants. In FY 2013 and beyond, CJRC will adapt to the new realities in the NC Department of Public Safety and transition to programs that are in line with evidence based practices and NC DPS standards to continue services to offenders in need of support and treatment. CJRC will continue to follow clients for re-arrest, conviction and incarceration rates.

