



**April 25, 2017**

**TO: All Proposers**

**ADDENDUM NO. 1**

**Durham County Courthouse Security System  
RFP 17-031**

This **ADDENDUM No. 1** forms part of Durham County's Request for Proposals (RFP 17-031) – Durham County Courthouse Security System. All other requirements of the original Scope of Services remain in effect in their respective order. Receipt of this Addendum must be acknowledged on the Addendum Acknowledgement Form included in the RFP.

1. Proposals are due by 2:00 P.M. on May 3, 2017.
2. Attached is a copy of the Pre-Proposal Sign-In sheet, Attachment 1
3. Attached are questions received along with the responses provided by the Project Manager, Attachment 2.
4. Attached is the Durham County Courthouse Floor Plans, Attachment 3
5. Attached is the Durham County Courthouse Camera Inventory, Attachment 4
6. Section Scope of Services, Work Requirements Section 7.0 a. should read :
  - a. Install a S-2 VMS system with the following parameters:
    - o Forty (40) S2-NetVR-4TB-HDD
    - o Five (5) S2-NetVR425 2U rack-mount IP video server with rail kit. Add up to 64 S2-VR-1C single IP camera licenses and up to (8) 4TB NetVY 4TB-HDD storage drives with RAID 5 or 6 configuration as required.
    - o Six (6) S2-MMB appliance with S2 Magic Monitor client supports maximum aggregate bit rate of 100 Mbps.
    - o Two (2) 16-channel, one (1) 4-channel and one (1) 8-channel Axis encoders

Should you have any questions regarding this Addendum, please contact me.

Sincerely,

*Anita Satterfield Torian*

Anita Satterfield Torian, Procurement Specialist  
919.560.0741

**Attachment 1**

**Pre-Proposal Sign-In Sheet**



## Attachment 2

### Questions and Responses

**Question 1** Item 7.0.A – We are to install (8) 4TGB hard drives in each of 4 NetVR425 NVRs. Configured as RAID 5 is about 25TB of useable storage space. Configured as RAID 6 is about 20TB of useable storage space.

**Response** Use RAID 5 if that gets more storage space.

**Question 2** Item 7.0.b – why 300 IP camera channel licenses. 4 recorders is a maximum of 256 (4x64) camera channels.

**Response** This was changed to five (5) S2-NetVR425 2U rack-mount IP video server with rail kit. Add up to 64 S2-VR-1C single IP camera licenses and up to (8) 4TB NetVY 4TB-HDD storage drives with RAID 5 or 6 configuration as required.

**Question 3** 7.0.c – “Integrate” what does the word Integrate mean?

**Response** To program the existing cameras to work with the S-2 system.

**Question 4** 7.0.d – Required 30 day recording. But the customer has defined the amount of storage required. What if the amount of storage is not enough? Please provide information - camera make, model, view, or existing storage space and # of days - to all us to calculate the number of days that the new video storage will provide.

**Response** See Attachment 4, Durham County Courthouse Camera Inventory. If the amount of storage is not enough, a change order will be done to accommodate.

**Question 5** 7.0.f – how many concurrent video streams is each workstation expected to be able to view?

**Response** The video wall needs to be able to show at least 150 cameras. The work stations should be able to show up to 25, but in reality they will likely be used to show only one or two that are being used to do forensic investigations.

**Question 6** 7.0.g – Is the video wall to be wall mounted or free standing? Power? Network connectivity? Are the (6) Magic Monitor appliances in item 7.0.a intended to drive the 6 monitors on the new monitor wall?

**Response** The video wall is to be mounted, but a rack system is likely necessary to allow for tilt. The Magic Monitor appliances are for the video wall.

**Question 7** In general, who is responsible for:

- a. Appropriate outlets in appropriate places.  
Durham County General Services. Outlets and network jacks are already in place.
- b. Network switches  
Durham County Information Services & Technology Department.
- c. Network infrastructure (cabling).



Per Durham County Information Services & Technology Department, ICS must be used if the contractor does not do the work themselves.

d. Network programming (VLANs)

Durham County Information Services & Technology Department.

**Question 8** Will we be provided a list of existing camera with IP address, camera name, camera model, camera view, programming parameters.

**Response** See attachment 4, Durham County Courthouse Camera Inventory. No information is provided on firmware. See Section Scope of Services, Work Requirements Section 7.0 d in the original Proposal document for programming parameters.

**Question 9** Are Maps required? If so, will CAD files be provided? Or will appropriate MAP files be provided?

**Response** See Attachment 3 Durham County Courthouse Floor Plans

**Question 10** Is a UPS provided?

**Response** Yes.

**Question 11** Will a Staging Area be available?

**Response** Yes.

**Question 12** Are all camera in working order?

**Response** Yes.

**Question 13** Is inspection of existing cameras required?

**Response** No.

**Question 14** Will the County Representative be available on site on the weekend that the conversion is performed?

**Response** Yes.

**Question 15** What is to be done with the existing DVTEL system? Must the existing stored video be available for at least 30 days?

**Response** Yes. It will be kept on the current archive servers, which is accessible by Durham County Information Services & Technology Department if needed.

**Question 16** A username and password will be required for all cameras in order for the VMS to 'log into' the camera. Will you be able to provide a Username and Password for all cameras? Will we be expected to test the Usernames and Passwords prior to cut-over? (If the username/password does not work for a particular camera, that camera can't be cutover until the username/password is determined.)

**Response** It will be provided by the County Representative.

**Question 17** Is there an expectation that all cameras will be accessed, after the cut over, and have consistent username/passwords assigned?

**Response** Yes.

**Question 18** Is the contractor expected to provide preconfigured multi-camera views at the time of cut over?

**Response** Yes.

**Question 19** Will all new IP addresses for all new devices – Magic Monitors, NVRs, workstations, encoders, etc – be provided? If so, by whom? We prefer to not conflict with any existing devices even if it is existing DVTel that is being replaced.

**Response** Durham County Information Services & Technology Department.

**Question 20** Will there be an S2 server or NetBox? If so, who will be providing the server? Without the server or NetBox, some features may not be available.

**Response** NetBox. This system will eventually tie into the County Enterprise system once the Judicial Building remodel is completed in 2018.

**Question 21** For the power at the monitor wall, are the orange outlets part of the generator system? Or are the outlets connected to the UPS at the console? If the orange outlets are part of the generator system, how long are the monitors down during the switchover from street power to generator? If the monitors are on generator power, is there a desire to provide a UPS for the monitors?

**Response** The outlets are for generator power. Switchover takes less than 7 seconds. The monitors should be on UPS, which the County can provide.

**Question 22** Should a new KVM be provided for the new equipment being installed in the adjoining LAN/Computer closet?

**Response** Yes.

**Question 23** Should new UPS power be provided for the new equipment being installed in the LAN/Computer closet?

**Response** No.

**Question 24** Will sufficient rack space for the new equipment be provided in the LAN/Computer closet:

a. (5) recorders @ 2U ea = 10U

Yes.

b. Rack Console w/KVM = 1U

Yes.

c. (2) rack mounted workstations @ 2U ea = 4U

Yes

d. UPS = 10U (either new or relocated from video console)

Yes.

e. Magic Wall (in place of the Magic Brick if desired) (6) @ 2U ea = 12U

N/A

f. Axis Encoder = 1U

Yes.

Up to 38U required for equipment to be installed in the closet.

**Question 25** There is a possible issue with the PTZ controls. In the past, SigNet has had issue with Axis encoders, Pelco CM9760CDU-T, and PTZ control. This revolves around passing RS-485 through multiple ports of the encoder into a single port of the 9760. If PTZ control is an issue during conversion, can the correction of the issue be handled the days after conversion or must PTZ functionality be available as soon as the conversion is complete? (This is simply an issue of how much time we have to allow prior to conversion to investigate and test.)

**Response** This can be resolved after providing that video is available.

**Question 26** Can you provide a list of the cameras that are to be converted? If possible, please include:

- g. Camera Name
- h. Make
- i. Model
- j. Firmware Revision
- k. Username and Password
- l. Recording resolution (if not the maximum)
- m. Recording Frame Rate (if not 4 or 5 FPS)
- n. Any other special recording parameters

This will allow us to estimate the storage required for 30 days of recording.

**Response** See attachment 4, Durham County Courthouse Camera Inventory.

**Question 27** Please provide a set of the PDF maps that are to be used in the system. This is to allow for estimating the amount of time to prepare the plans for importing into S2.

**Response** See Attachment 3, Durham County Courthouse Floor Plans

**Question 28** Will training take place the weekend of the conversion or will there be a class prior to the weekend of the conversion?

**Response** On the weekend of the conversion. I suggest that an S-2 training system be set up at the Courthouse to conduct training on Saturday. I will arrange the space.

**Question 29** Will a support person be expected to be on hand the 1<sup>st</sup> working day following the conversion? The 2<sup>nd</sup> working day following the conversion? Is so, how many hours each day?

**Response** Yes – figure 2-3 hours for the first day to ensure that the operators are comfortable with the system and to address any technical issues. Additional days as needed. This can be billed separately from the contract.

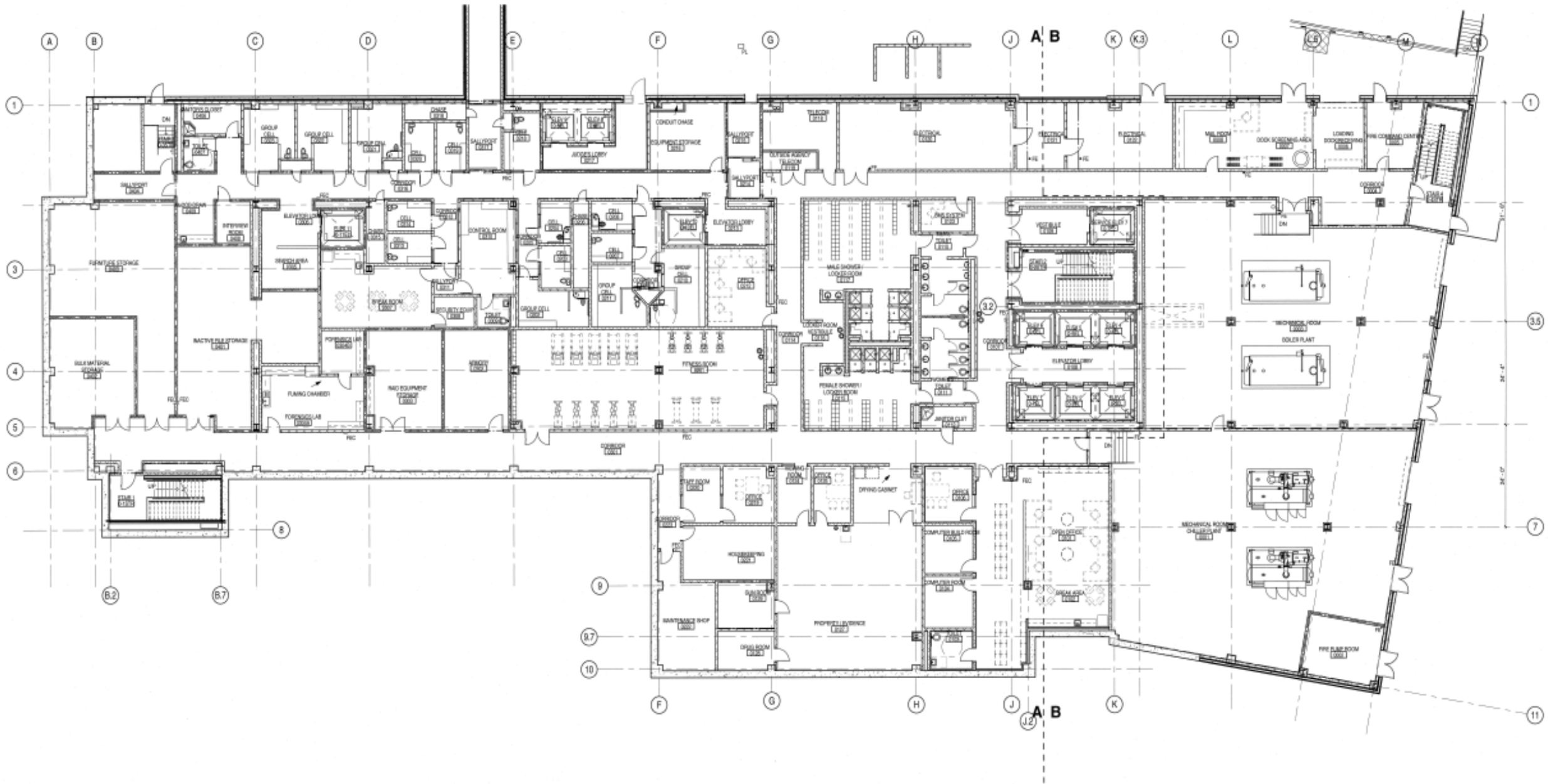
**Question 30** If the existing UPS's in the Camera Room are to be moved to the closet (the UPS's are in the under-console racks), will the Magic Monitor Bricks, new monitors, and new operator stations be operated without being on a UPS? Or is it required that 120VAC cabling be installed form the new UPS location to the monitor wall.

**Response** The UPS will stay in the camera room.

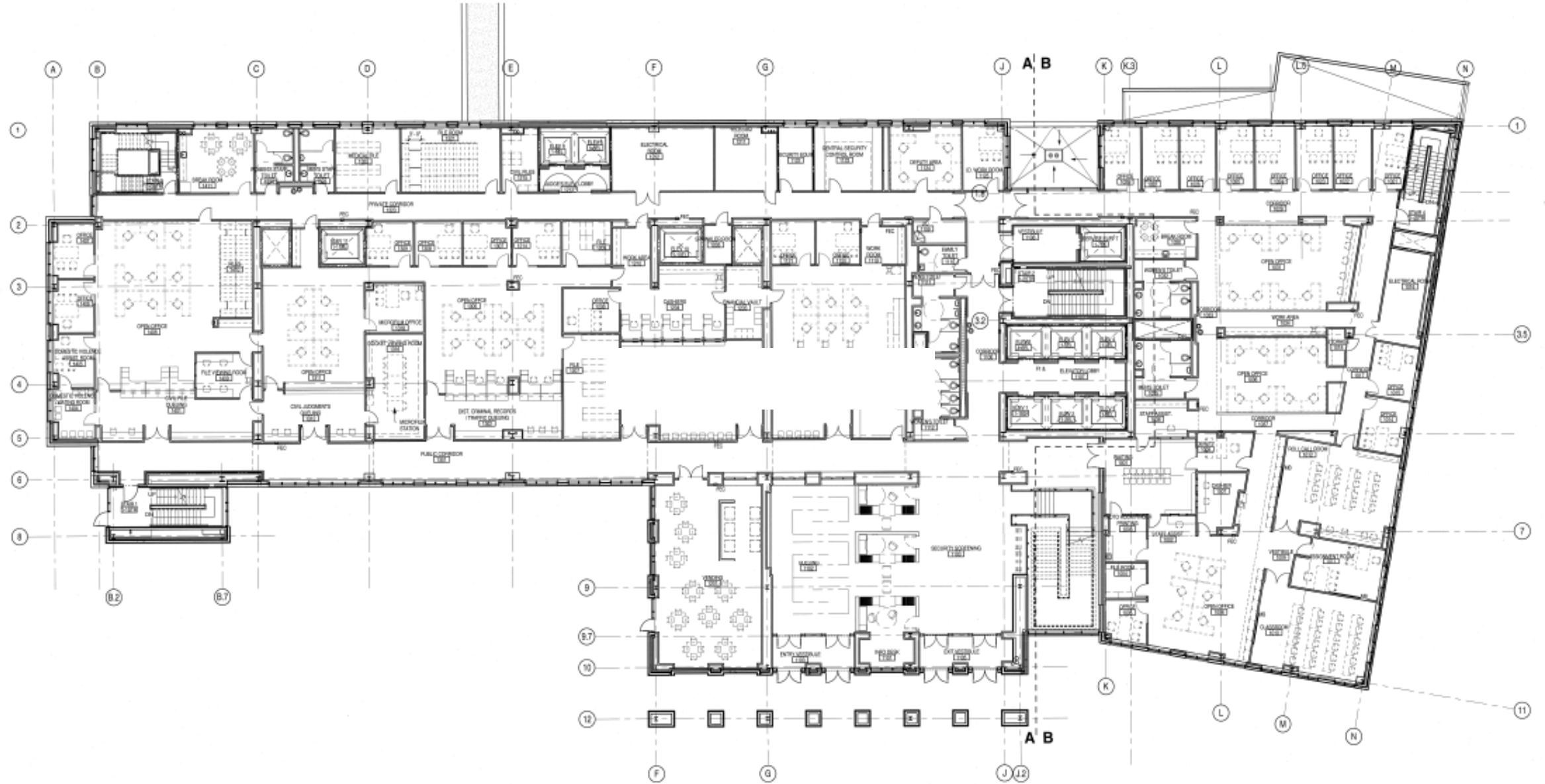
**Attachment 3**

**Durham County Courthouse Floor Plans**

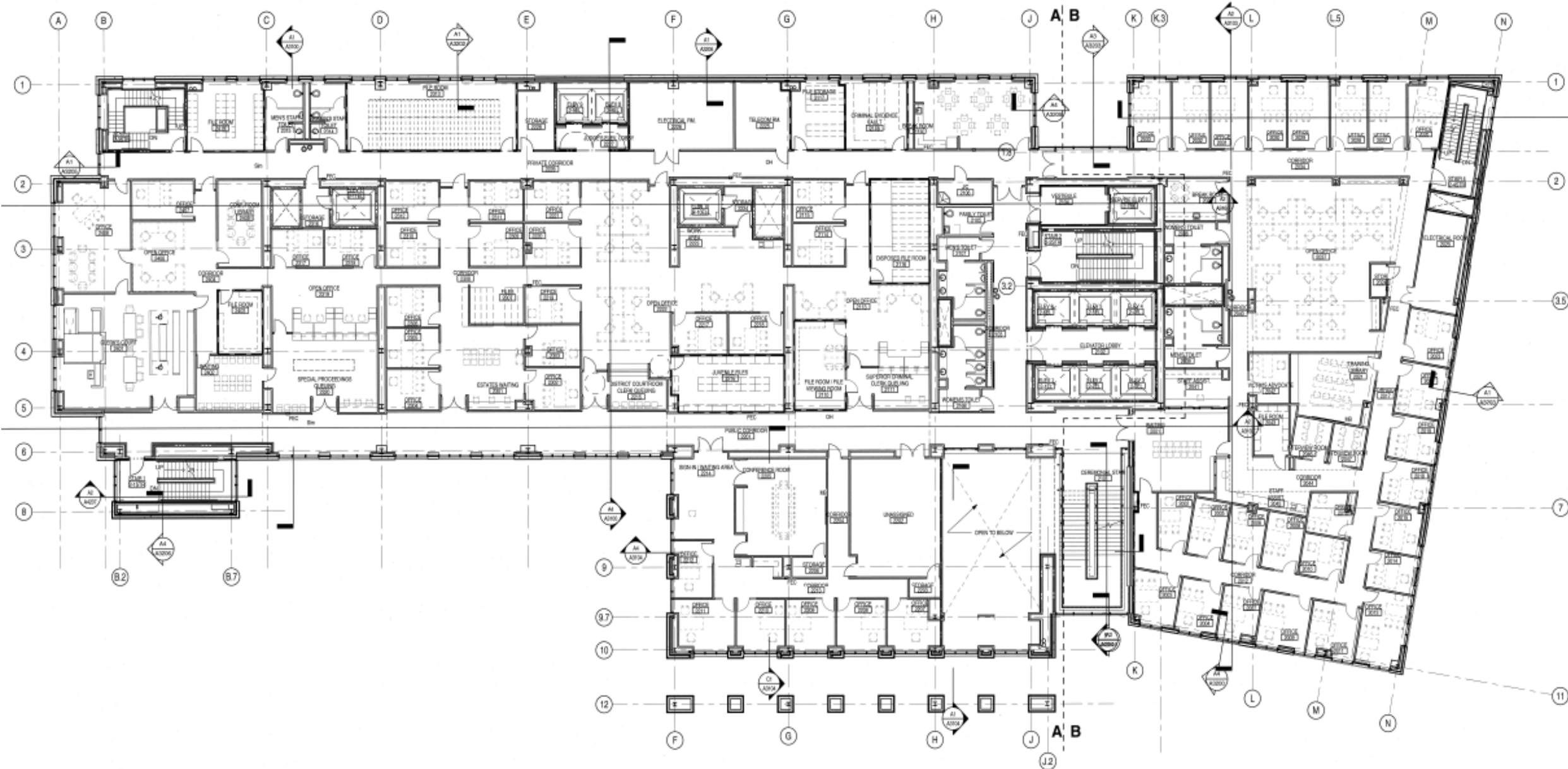
# Courthouse Ground Floor



# Courthouse 1st Floor

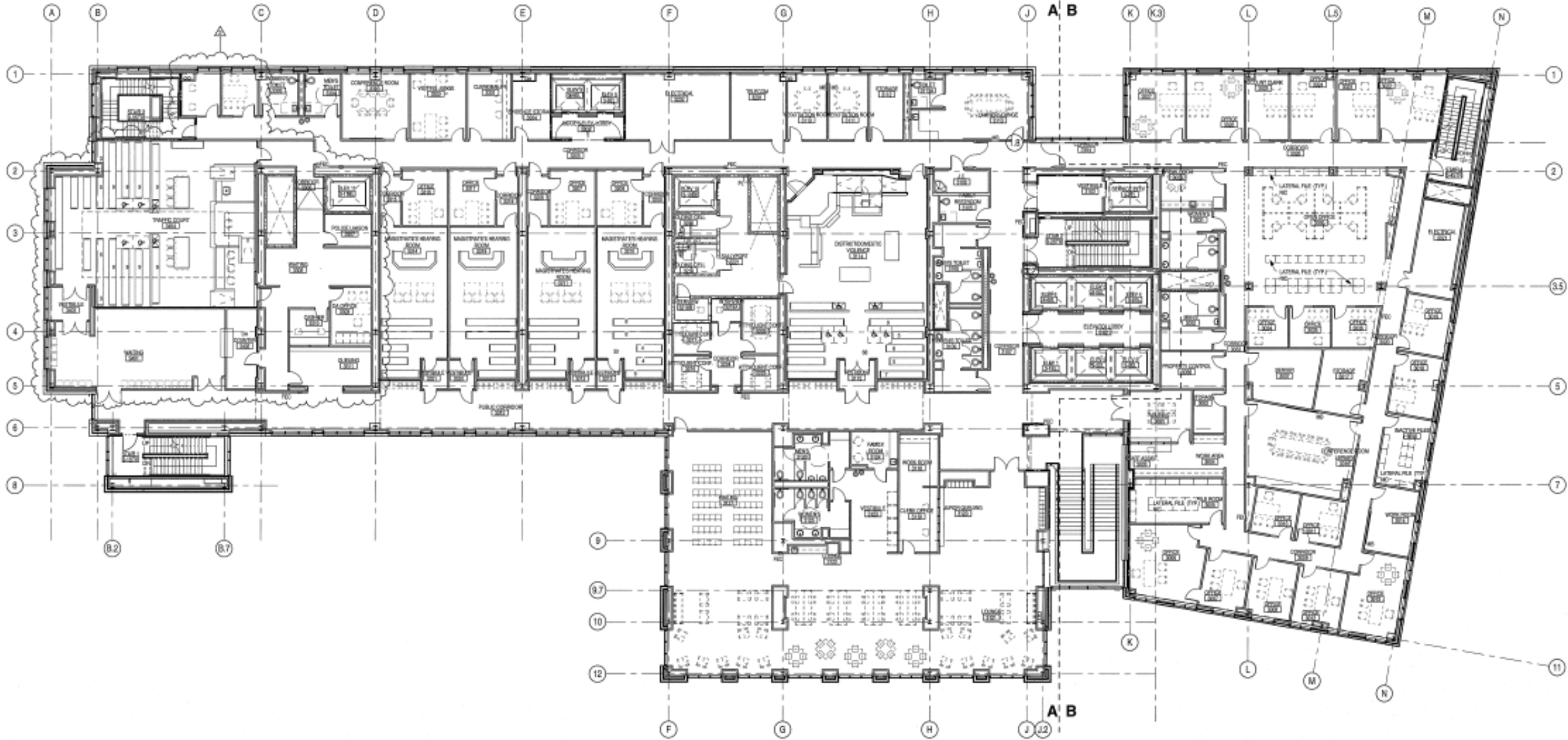


# Courthouse 2nd Floor

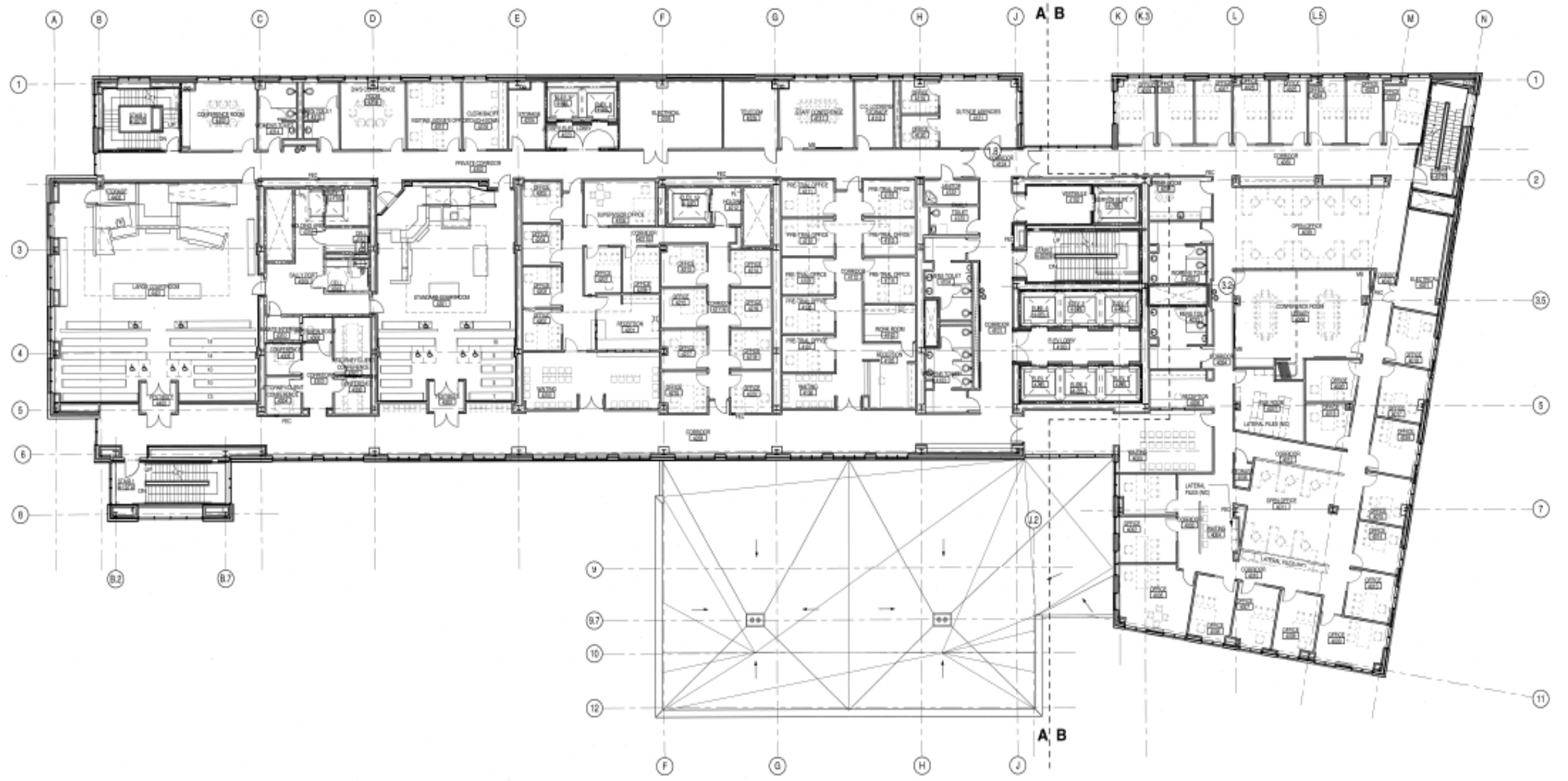




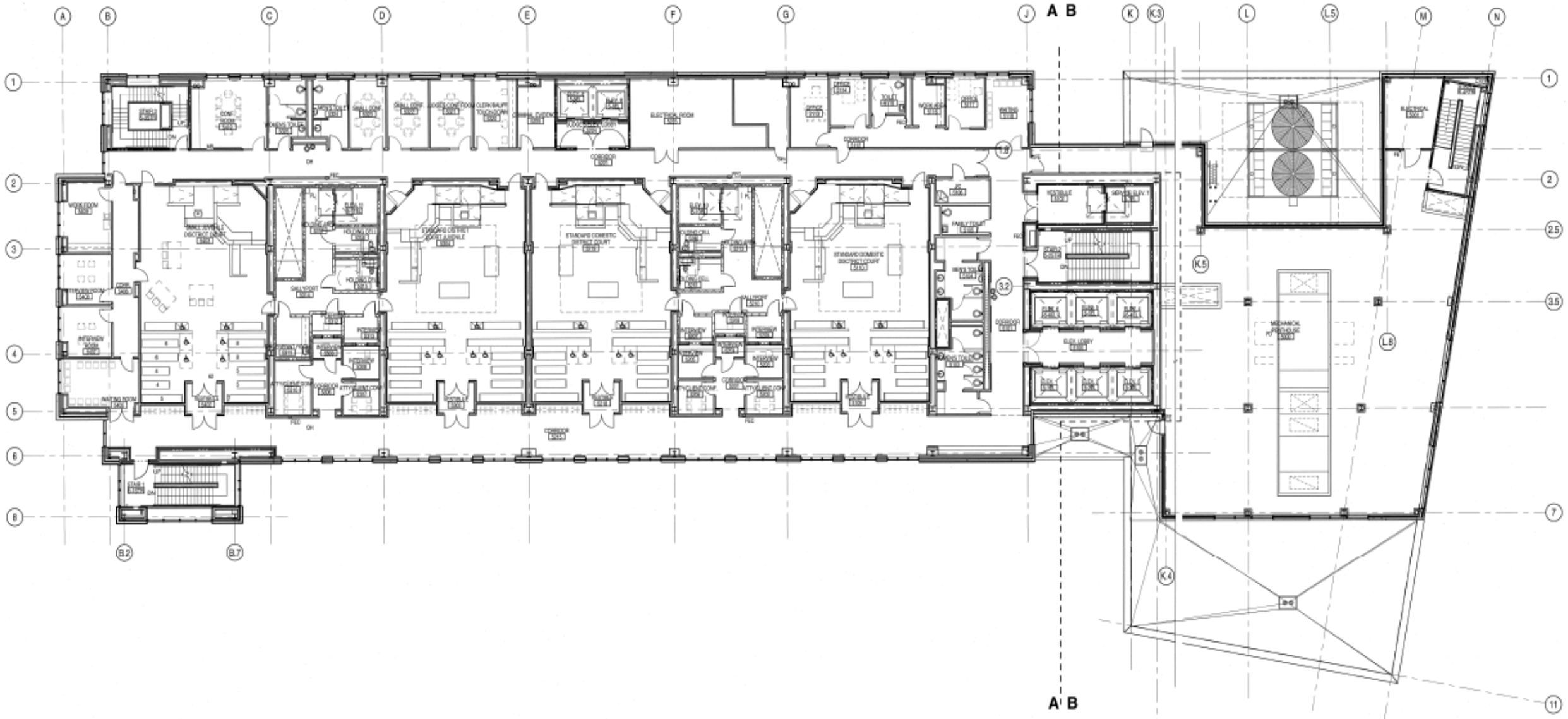
# Courthouse 3rd Floor



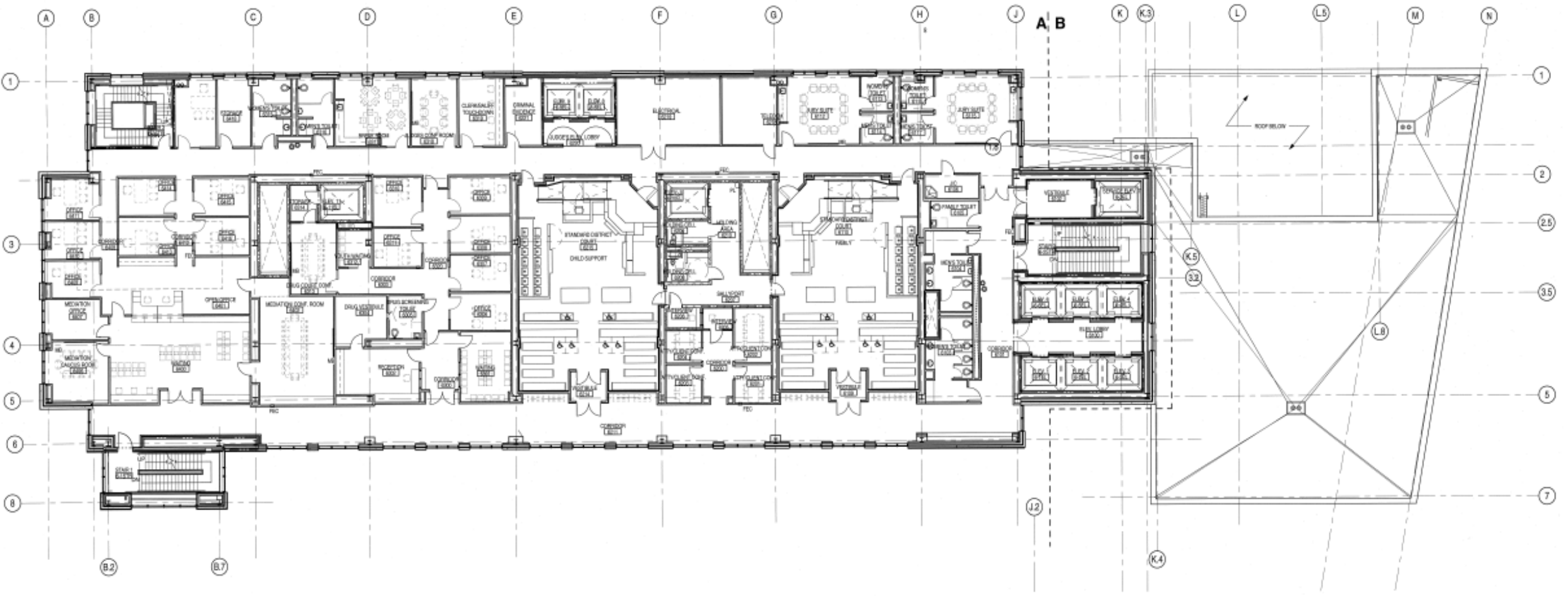
# Courthouse 4th Floor



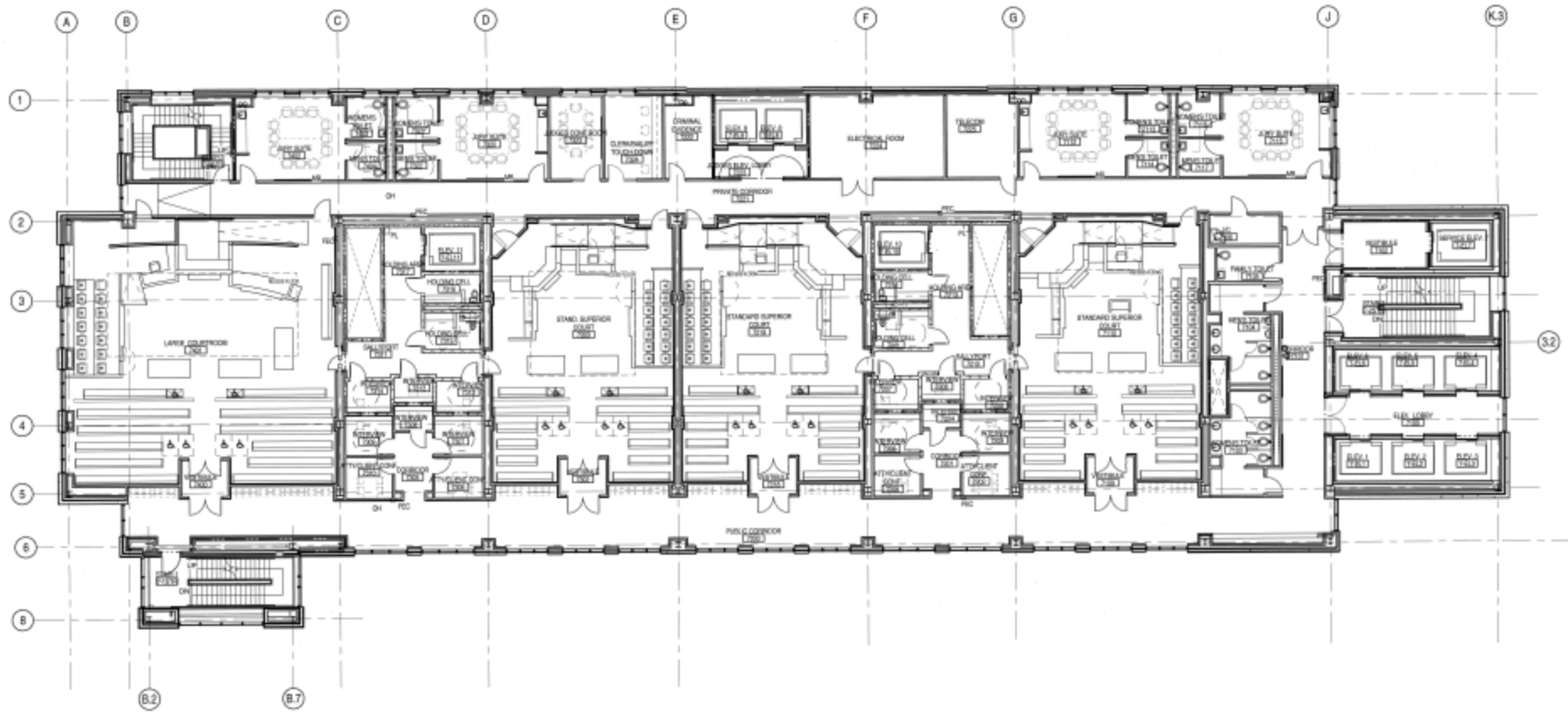
# Courthouse 5th Floor



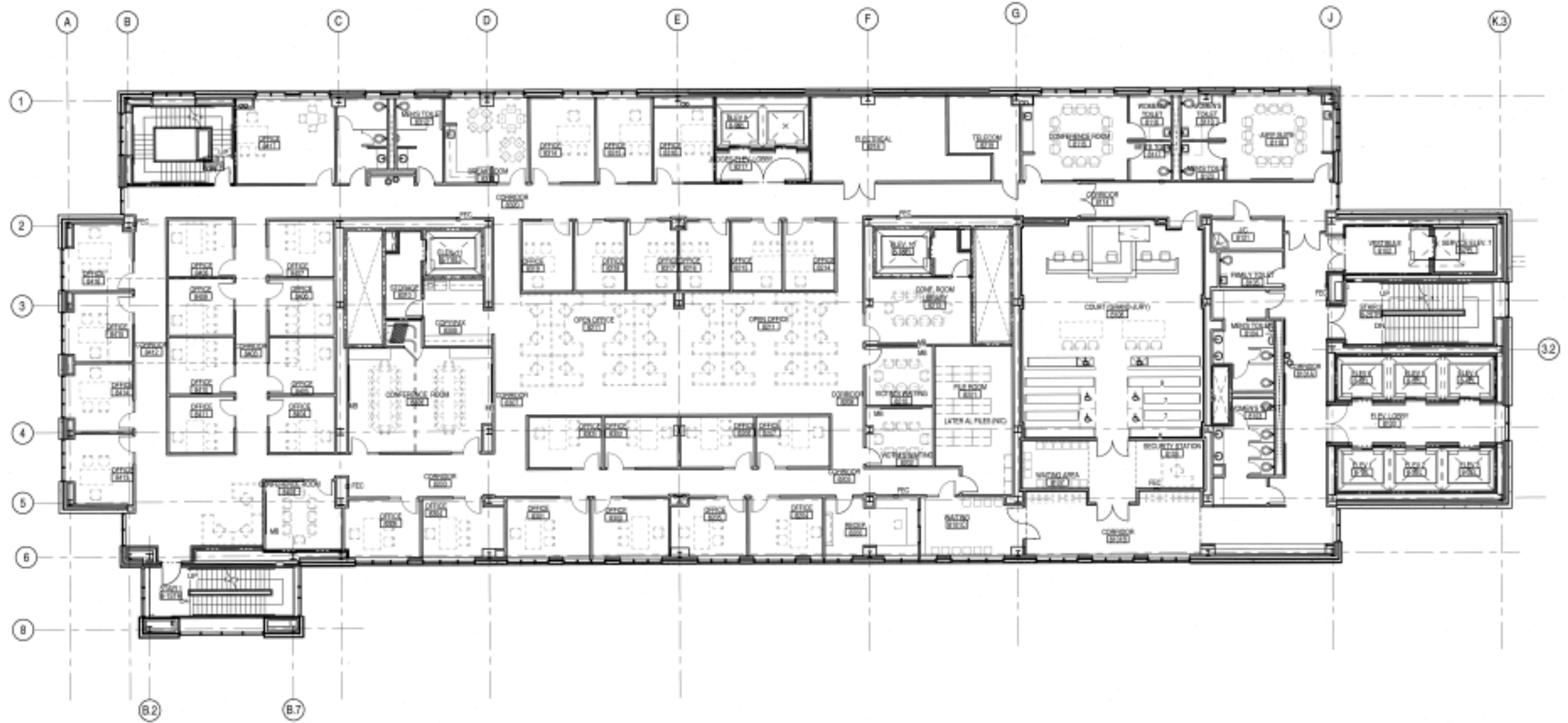
# Courthouse 6th Floor



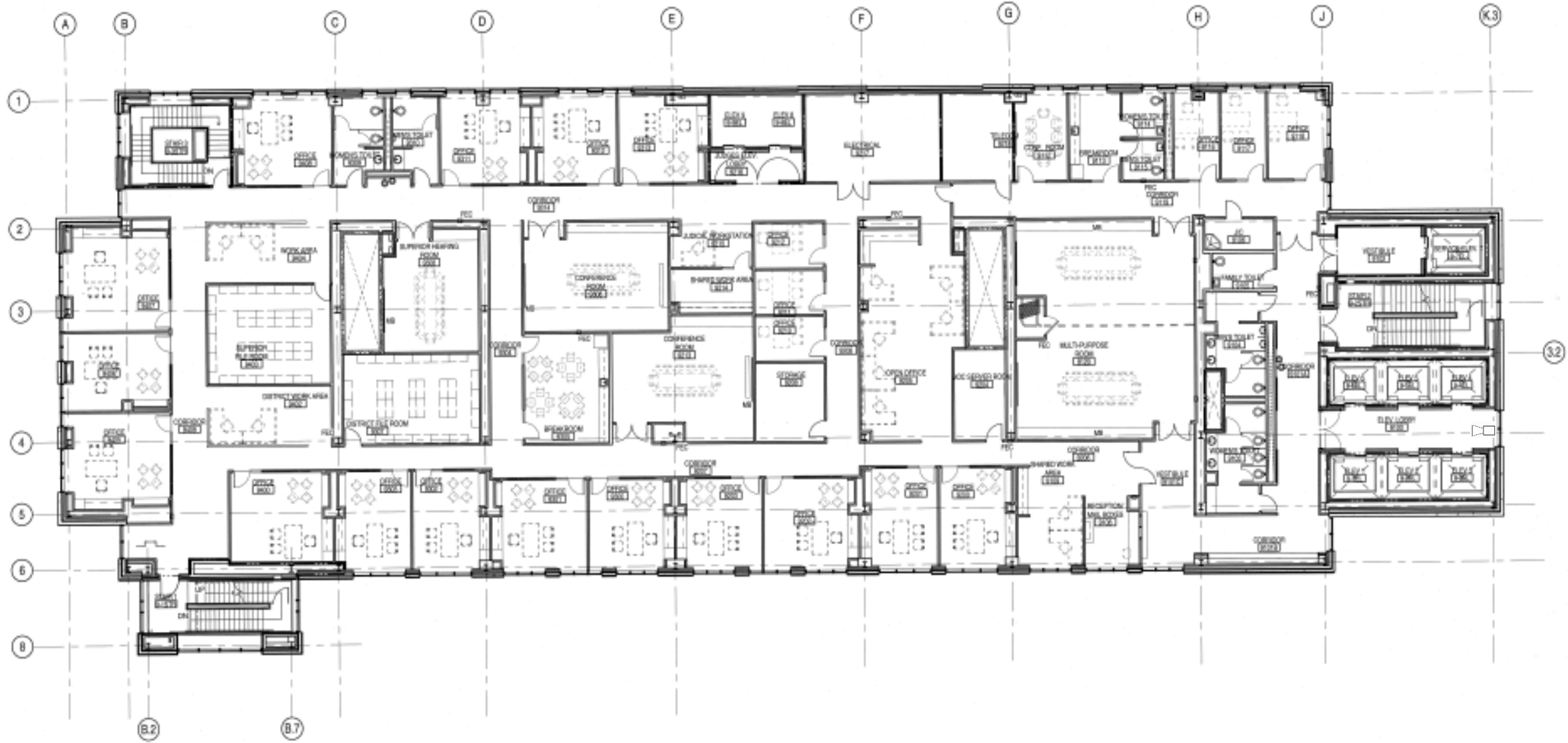
# Courthouse 7th Floor



# Courthouse 8th Floor

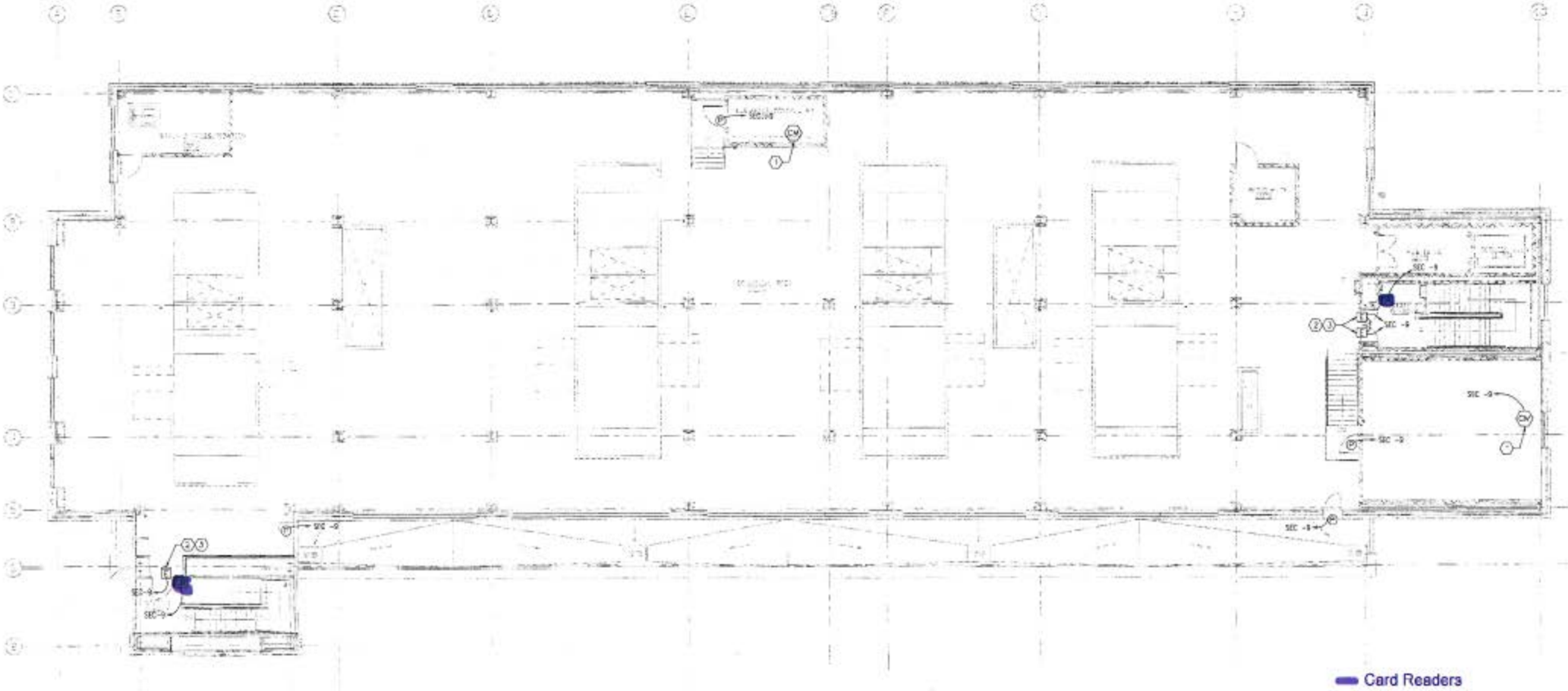


# Courthouse 9th Floor





# Courthouse 10th Floor







































**Attachment 4**

**Durham County Courthouse Camera Inventory**

Courthouse Security Computers & Switches

Name	Type	System	logon	Status	Location	IP Address	Subnet Mask	Default Gateway	Install Date	Notes
JusticeSecWS_911	Cyberstation	Justice Center			Andover Work Station 911 Call Center 0101	10.60.3.125				
JusticeSecWS1	Cyberstation	Justice Center		●	Andover Work Station Central Control Room 1123	10.12.130.30	255.255.254.0	10.12.130.1		
JusticeSecWS2	Cyberstation	Justice Center		●	Andover Work Station Central Control Room 1123	10.12.130.31	255.255.254.0	10.12.130.1		
JusticeSecBadge	Cyberstation	Justice Center		●	Andover Work Station ID Work Room 1125	10.12.130.32	255.255.254.0	10.12.130.1		
	Cyberstation	Justice Center		●	Andover Work Station Building Administrator Room (TBD)		255.255.254.0	10.12.130.1		
	Network Switch	Justice Center	admin/Pyramid97	●	Parking Deck Telco Room 103	10.12.131.221	255.255.254.0	10.12.130.1		
	Network Switch	Justice Center	admin/Pyramid97	●	Security Room 0308	10.12.131.212	255.255.254.0	10.12.130.1		
	Network Switch	Justice Center	admin/Pyramid97	●	Security Equipment Room 1122 Main Sw	10.12.131.210	255.255.254.0	10.12.130.1		
	Network Switch	Justice Center	admin/Pyramid97	●	Security Equipment Room 1122	10.12.131.211	255.255.254.0	10.12.130.1		
	Network Switch	Justice Center	admin/Pyramid97	●	Telco Room 2205	10.12.131.220	255.255.254.0	10.12.130.1		
	Network Switch	Justice Center	admin/Pyramid97	●	Telco Room 3201	10.12.131.219	255.255.254.0	10.12.130.1		
	Network Switch	Justice Center	admin/Pyramid97	●	Telco Room 4226	10.12.131.218	255.255.254.0	10.12.130.1		
	Network Switch	Justice Center	admin/Pyramid97	●	Telco Room 5th Floor	10.12.131.217	255.255.254.0	10.12.130.1		
	Network Switch	Justice Center	admin/Pyramid97	●	Telco Room 6218	10.12.131.216	255.255.254.0	10.12.130.1		
	Network Switch	Justice Center	admin/Pyramid97	●	Telco Room 7225	10.12.131.215	255.255.254.0	10.12.130.1		
	Network Switch	Justice Center	admin/Pyramid97	●	Telco Room 8th Floor	10.12.131.214	255.255.254.0	10.12.130.1		
	Network Switch	Justice Center	admin/Pyramid97	●	Telco Room 9218	10.12.131.213	255.255.254.0	10.12.130.1		
	Video Management	Justice Center		●	DVTEL Directory Server Security Equipment Room 1122	10.12.131.200	255.255.254.0	10.12.130.1		
	Video Management	Justice Center		●	DVTEL Archive Server 1 Security Equipment Room 1122	10.12.131.201	255.255.254.0	10.12.130.1		
	Video Management	Justice Center		●	DVTEL Archive Server 2 Security Equipment Room 1122	10.12.131.205	255.255.254.0	10.12.130.1		
	Video Management	Justice Center		●	Video Workstation Central Control Room 1123	10.12.131.206	255.255.254.0	10.12.130.1		
	Video Management	Justice Center		●	Video Workstation Central Control Room 1123	10.12.131.207	255.255.254.0	10.12.130.1		
	Video Management	Justice Center		●	Video Workstation Central Control Room 1123	10.12.131.208	255.255.254.0	10.12.130.1		
	Video Management	Justice Center		●	Video Workstation 911 Call Center 0101	10.12.131.209	255.255.254.0	10.12.130.1		
DvTel EV-208 Encoder	Video Management	Justice Center		●	Security Equipment Room 1122	10.12.131.222	255.255.254.1	10.12.130.2		
Stentofon Alpha Exchange	Parking Emergency Phone Exchange Unit			●	Parking Deck Telecom Room 103					
Stentofon Teleco Gateway	Exchange Gateway			●	Parking Deck Telecom Room 103					

### Courthouse Security Controllers

Name	Status	Installer	Install Date	Network Id	IP Address	Bacnet MSTP Net #	BACnet Device Id	Bacnet Max Master	Notes
Justice CA1.1				76	10.12.130.51	2764	0	127	
Justice CA1.2				77	10.12.130.52	2764	0	127	
Justice CA1.3				78	10.12.130.53	2764	0	127	
Justice CA1.4				79	10.12.130.54	2764	0	127	
Justice CA10101.1 Elevators 8 - 9				104	10.12.130.79	2764	0	127	
Justice CA10103.1 Elevators 1 - 7				106	10.12.130.80	2764	0	127	
Justice CA2.1				80	10.12.130.55	2764	0	127	
Justice CA2.2				81	10.12.130.56	2764	0	127	
Justice CA3.1				82	10.12.130.57	2764	0	127	
Justice CA3.2				83	10.12.130.58	2764	0	127	
Justice CA3.3				84	10.12.130.59	2764	0	127	
Justice CA3.4				85	10.12.130.60	2764	0	127	
Justice CA4.1				86	10.12.130.61	2764	0	127	
Justice CA4.2				87	10.12.130.62	2764	0	127	
Justice CA4.3				88	10.12.130.63	2764	0	127	
Justice CA5.1				89	10.12.130.64	2764	0	127	
Justice CA5.2				90	10.12.130.65	2764	0	127	
Justice CA5.3				91	10.12.130.66	2764	0	127	
Justice CA5.4				92	10.12.130.67	2764	0	127	
Justice CA6.1				93	10.12.130.68	2764	0	127	
Justice CA6.2				94	10.12.130.69	2764	0	127	
Justice CA6.3				95	10.12.130.70	2764	0	127	
Justice CA7.1				96	10.12.130.71	2764	0	127	
Justice CA7.2				97	10.12.130.72	2764	0	127	
Justice CA7.3				98	10.12.130.73	2764	0	127	
Justice CA7.4				99	10.12.130.74	2764	0	127	
Justice CA8.1				100	10.12.130.75	2764	0	127	
Justice CA8.2				101	10.12.130.76	2764	0	127	
Justice CA9.1				102	10.12.130.77	2764	0	127	
Justice CA9.2				103	10.12.130.78	2764	0	127	
Justice CAG.1				73	10.12.130.48	2764	0	127	
Justice CAG.2				74	10.12.130.49	2764	0	127	
Justice CAG.3				75	10.12.130.50	2764	0	127	
Justice Parking Security				64	10.12.130.81	2764	0	127	



Courthouse Cameras

Device	Status	Description	Make	Model	Installer	Install Date	Termination Location	IP Address	Subnet Mask	Default Gateway	Notes
Camera C.1-07	🟢	Financial 1203	Pelco	IMS0C10-1V	Schneider	11/2013	Security Equipment Room 1122	10.12.131.21	255.255.254.0	10.12.130.1	
Camera C.1-01	🟢	Stair 1 and Cor 1301	Pelco	IMS0C10-1V	Schneider	11/2013	Security Equipment Room 1122	10.12.131.15	255.255.254.0	10.12.130.1	
Camera C.1-02	🟢	File Queing 1401	Pelco	IMS0C10-1V	Schneider	11/2013	Security Equipment Room 1122	10.12.131.16	255.255.254.0	10.12.130.1	
Camera C.1-03	🟢	Stair 4 and Cor 1320	Pelco	IMS0C10-1V	Schneider	11/2013	Security Equipment Room 1122	10.12.131.17	255.255.254.0	10.12.130.1	
Camera C.1-04	🟢	Queing 1312	Pelco	IMS0C10-1V	Schneider	11/2013	Security Equipment Room 1122	10.12.131.18	255.255.254.0	10.12.130.1	
Camera C.1-05	🟢	Traffic Queing 1302	Pelco	IMS0C10-1V	Schneider	11/2013	Security Equipment Room 1122	10.12.131.19	255.255.254.0	10.12.130.1	
Camera C.1-06	🟢	Cashiers	Pelco	IMS0C10-1V	Schneider	11/2013	Security Equipment Room 1122	10.12.131.20	255.255.254.0	10.12.130.1	
Camera C.1-08	🟢	Cashiers Queing 1202	Pelco	IMS0C10-1V	Schneider	11/2013	Security Equipment Room 1122	10.12.131.165	255.255.254.0	10.12.130.1	
Camera C.1-09	🟢	Bookeeping / Child Support Queing 1114	Pelco	IMS0C10-1V	Schneider	11/2013	Security Equipment Room 1122	10.12.131.166	255.255.254.0	10.12.130.1	
Camera C.1-10	🟢	Corr 1301	Pelco	IMS0C10-1V	Schneider	11/2013	Security Equipment Room 1122	10.12.131.22	255.255.254.0	10.12.130.1	
Camera C.1-11	🟢	Security Queing 1102	Pelco	IMS0C10-1V	Schneider	11/2013	Security Equipment Room 1122	10.12.131.23	255.255.254.0	10.12.130.1	
Camera C.1-12	🟢	Security Queing 1102	Pelco	IMS0C10-1V	Schneider	11/2013	Security Equipment Room 1122	10.12.131.24	255.255.254.0	10.12.130.1	
Camera C.1-13	🟢	Vending	Pelco	IMS0C10-1V	Schneider	11/2013	Security Equipment Room 1122	10.12.131.25	255.255.254.0	10.12.130.1	
Camera C.1-14	🟢	Security Screening 1103	Pelco	IMS0C10-1V	Schneider	11/2013	Security Equipment Room 1122	10.12.131.26	255.255.254.0	10.12.130.1	
Camera C.1-15	🟢	Security Screening 1103	Pelco	IMS0C10-1V	Schneider	11/2013	Security Equipment Room 1122	10.12.131.27	255.255.254.0	10.12.130.1	
Camera C.1-16	🟢	Security Screening 1103	Pelco	IMS0C10-1V	Schneider	11/2013	Security Equipment Room 1122	10.12.131.28	255.255.254.0	10.12.130.1	
Camera C.1-17	🟢	Security Screening 1103	Pelco	IMS0C10-1V	Schneider	11/2013	Security Equipment Room 1122	10.12.131.29	255.255.254.0	10.12.130.1	
Camera C.1-18	🟢	CORR 1126	Pelco	IMS0C10-1V	Schneider	11/2013	Security Equipment Room 1122	10.12.131.30	255.255.254.0	10.12.130.1	
Camera C.1-19	🟢	Servie Elev Vest 1108	Pelco	IMS0C10-1V	Schneider	11/2013	Security Equipment Room 1122	10.12.131.31	255.255.254.0	10.12.130.1	
Camera C.1-20	🟢	Elev Lobby 1107	Pelco	IMS0C10-1V	Schneider	11/2013	Security Equipment Room 1122	10.12.131.32	255.255.254.0	10.12.130.1	
Camera C.1-21	🟢	Waiting 1001	Pelco	IMS0C10-1V	Schneider	11/2013	Security Equipment Room 1122	10.12.131.33	255.255.254.0	10.12.130.1	
Camera C.1-22	🟢	Waiting 1001	Axis	M3046-V	SigNet	12/2016	Security Equipment Room 1122	10.12.131.34	255.255.254.0	10.12.130.1	Needs programming
Camera C.1-23	🟢	Deputy 1008	Pelco	IMS0C10-1V	Schneider	11/2013	Security Equipment Room 1122	10.12.131.35	255.255.254.0	10.12.130.1	
Camera C.1-24	🟢	Corr 1029	Pelco	IMS0C10-1V	Schneider	11/2013	Security Equipment Room 1122	10.12.131.36	255.255.254.0	10.12.130.1	
Camera C.1-25	🟢	Stair 4	Pelco	IMS0C10-1V	Schneider	11/2013	Security Equipment Room 1122	10.12.131.37	255.255.254.0	10.12.130.1	
Camera C.1-26	🟢	Inside Stair 1	Pelco	IMS0C10-1V	Schneider	11/2013	Security Equipment Room 1122	10.12.131.38	255.255.254.0	10.12.130.1	
Camera C.2-01	🟢	Stair 1 Cor 2201	Pelco	IMS0C10-1V	Schneider	11/2013	Telco Room 2205	10.12.131.50	255.255.254.0	10.12.130.1	
Camera C.2-02	🟢	Clerk of Court 2410	Pelco	IMS0C10-1V	Schneider	11/2013	Telco Room 2205	10.12.131.51	255.255.254.0	10.12.130.1	
Camera C.2-03	🟢	Stair 3	Axis	M3046-V	SigNet	12/2016	Telco Room 2205	10.12.131.52	255.255.254.0	10.12.130.1	Needs programming
Camera C.2-04	🟢	Waiting 2402	Pelco	IMS0C10-1V	Schneider	11/2013	Telco Room 2205	10.12.131.53	255.255.254.0	10.12.130.1	
Camera C.2-05	🟢	Queing 2320	Pelco	IMS0C10-1V	Schneider	11/2013	Telco Room 2205	10.12.131.54	255.255.254.0	10.12.130.1	
Camera C.2-06	🟢	Waiting 2301	Pelco	IMS0C10-1V	Schneider	11/2013	Telco Room 2205	10.12.131.55	255.255.254.0	10.12.130.1	
Camera C.2-07	🟢	Waiting 2215	Pelco	IMS0C10-1V	Schneider	11/2013	Telco Room 2205	10.12.131.56	255.255.254.0	10.12.130.1	
Camera C.2-08	🟢	File Viewing 2110	Pelco	IMS0C10-1V	Schneider	11/2013	Telco Room 2205	10.12.131.57	255.255.254.0	10.12.130.1	
Camera C.2-09	🟢	Corr 2229 and Evidence 2118	Pelco	IMS0C10-1V	Schneider	11/2013	Telco Room 2205	10.12.131.58	255.255.254.0	10.12.130.1	
Camera C.2-10	🟢	Evedence Vault 2118	Pelco	IMS0C10-1V	Schneider	11/2013	Telco Room 2205	10.12.131.59	255.255.254.0	10.12.130.1	
Camera C.2-11	🟢	Corr 2201	Pelco	IMS0C10-1V	Schneider	11/2013	Telco Room 2205	10.12.131.60	255.255.254.0	10.12.130.1	
Camera C.2-12	🟢	Elev Lobby 2102	Pelco	IMS0C10-1V	Schneider	11/2013	Telco Room 2205	10.12.131.61	255.255.254.0	10.12.130.1	
Camera C.2-13	🟢	Service Elev Vest 2104	Pelco	IMS0C10-1V	Schneider	11/2013	Telco Room 2205	10.12.131.62	255.255.254.0	10.12.130.1	
Camera C.2-14	🟢	Waiting 2001	Pelco	IMS0C10-1V	Schneider	11/2013	Telco Room 2205	10.12.131.63	255.255.254.0	10.12.130.1	
Camera C.2-15	🟢	Corr 2034	Pelco	IMS0C10-1V	Schneider	11/2013	Telco Room 2205	10.12.131.64	255.255.254.0	10.12.130.1	
Camera C.2-16	🟢	Stair 4	Pelco	IMS0C10-1V	Schneider	11/2013	Telco Room 2205	10.12.131.65	255.255.254.0	10.12.130.1	
Camera C.2-17	🟢	Suite 2000 Reception	Axis	P3214V	Schneider	12/29/2016	Telco Room 2205	10.12.131.180	255.255.254.0	10.12.130.1	Needs programming
Camera C.2-18	🟢	Suite 2000 Conf Room	Axis	P3214V	Schneider	12/29/2016	Telco Room 2205	10.12.131.181	255.255.254.0	10.12.130.1	Needs programming
Camera C.2-19	🟢	Suite 2000 Side Hallway	Axis	P3214V	Schneider	12/29/2016	Telco Room 2205	10.12.131.182	255.255.254.0	10.12.130.1	Needs programming
Camera C.2-20	🟢	Suite 2000 Multi-purpose Room	Axis	P3214V	Schneider	12/29/2016	Telco Room 2205	10.12.131.183	255.255.254.0	10.12.130.1	Needs programming
Camera C.2-21	🟢	Suite 2000 Main Hallway	Axis	P3214V	Schneider	12/29/2016	Telco Room 2205	10.12.131.184	255.255.254.0	10.12.130.1	Needs programming
Camera C.3-10	🟢	Distric Court 3114	Pelco	IMS0C10-1V	Schneider	11/2013	Telco Room 3201	10.12.131.75	255.255.254.0	10.12.130.1	
Camera C.3-01	🟢	Corr 3312 and Stair 3	Pelco	IMS0C10-1V	Schneider	11/2013	Telco Room 3201	10.12.131.66	255.255.254.0	10.12.130.1	
Camera C.3-02	🟢	Traffic Court 3407	Pelco	IMS0C10-1V	Schneider	11/2013	Telco Room 3201	10.12.131.67	255.255.254.0	10.12.130.1	
Camera C.3-03	🟢	Traffic Court 3407	Pelco	IMS0C10-1V	Schneider	11/2013	Telco Room 3201	10.12.131.68	255.255.254.0	10.12.130.1	
Camera C.3-04	🟢	Stair 3	Pelco	IMS0C10-1V	Schneider	11/2013	Telco Room 3201	10.12.131.69	255.255.254.0	10.12.130.1	



Courthouse Cameras

Camera C.3-05	●	Queing 3311	Axis	M3046-V	SigNet	12/2016	Telco Room 3201	10.12.131.70	255.255.254.0	10.12.130.1	Needs programming
Camera C.3-06	●	Magistrate Hearing 3314	Pelco	IMS0C10-1V	Schneider	11/2013	Telco Room 3201	10.12.131.71	255.255.254.0	10.12.130.1	
Camera C.3-07	●	Magistrate Hearing 3319	Pelco	IMS0C10-1V	Schneider	11/2013	Telco Room 3201	10.12.131.72	255.255.254.0	10.12.130.1	
Camera C.3-08	●	Magistrate Hearing 3311	Pelco	IMS0C10-1V	Schneider	11/2013	Telco Room 3201	10.12.131.73	255.255.254.0	10.12.130.1	
Camera C.3-09	●	Magistrate Hearing 3310	Pelco	IMS0C10-1V	Schneider	11/2013	Telco Room 3201	10.12.131.74	255.255.254.0	10.12.130.1	
Camera C.3-11	●	Corr 3205	Pelco	IMS0C10-1V	Schneider	11/2013	Telco Room 3201	10.12.131.76	255.255.254.0	10.12.130.1	
Camera C.3-12	●	Distreic Court 3114	Pelco	IMS0C10-1V	Schneider	11/2013	Telco Room 3201	10.12.131.77	255.255.254.0	10.12.130.1	
Camera C.3-13	●	Vestibule 3115	Pelco	IMS0C10-1V	Schneider	11/2013	Telco Room 3201	10.12.131.78	255.255.254.0	10.12.130.1	
Camera C.3-14	●	Lounge 3128	Pelco	IMS0C10-1V	Schneider	11/2013	Telco Room 3201	10.12.131.79	255.255.254.0	10.12.130.1	
Camera C.3-15	●	Waiting 3127	Pelco	IMS0C10-1V	Schneider	11/2013	Telco Room 3201	10.12.131.80	255.255.254.0	10.12.130.1	
Camera C.3-16	●	Queing 3120	Pelco	IMS0C10-1V	Schneider	11/2013	Telco Room 3201	10.12.131.81	255.255.254.0	10.12.130.1	
Camera C.3-17	●	Lounge 3121	Pelco	IMS0C10-1V	Schneider	11/2013	Telco Room 3201	10.12.131.82	255.255.254.0	10.12.130.1	
Camera C.3-18	●	Elevator Lobby 3102	Pelco	IMS0C10-1V	Schneider	11/2013	Telco Room 3201	10.12.131.83	255.255.254.0	10.12.130.1	
Camera C.3-19	●	Service Elev Vest 3103	Pelco	IMS0C10-1V	Schneider	11/2013	Telco Room 3201	10.12.131.84	255.255.254.0	10.12.130.1	
Camera C.3-20	●	Corr 3104	Pelco	IMS0C10-1V	Schneider	11/2013	Telco Room 3201	10.12.131.85	255.255.254.0	10.12.130.1	
Camera C.3-21	●	Stair 4	Pelco	IMS0C10-1V	Schneider	11/2013	Telco Room 3201	10.12.131.86	255.255.254.0	10.12.130.1	
Camera C.3-22	●	Waiting 3001	Pelco	IMS0C10-1V	Schneider	11/2013	Telco Room 3201	10.12.131.87	255.255.254.0	10.12.130.1	
Camera C.3-23	●	Traffic Court Negotiations	Axis	M3046-V	SigNet	12/2016	Telco Room 3201		255.255.254.0	10.12.130.1	Waiting for install
Camera C.3-24	●	Traffic Court Kiosk	Axis	M3046-V	SigNet	12/2016	Telco Room 3201		255.255.254.0	10.12.130.1	Waiting for install
Camera C.4-01	●	Stair 1 and Corr 4228	Pelco	IMS0C10-1V	Schneider	11/2013	Telco Room 4226	10.12.131.88	255.255.254.0	10.12.130.1	
Camera C.4-02	●	Court Room 4401	Pelco	IMS0C10-1V	Schneider	11/2013	Telco Room 4226	10.12.131.89	255.255.254.0	10.12.130.1	
Camera C.4-03	●	Stair 3 and Corr 4302	Pelco	IMS0C10-1V	Schneider	11/2013	Telco Room 4226	10.12.131.90	255.255.254.0	10.12.130.1	
Camera C.4-04	●	Court Room 4401	Pelco	IMS0C10-1V	Schneider	11/2013	Telco Room 4226	10.12.131.91	255.255.254.0	10.12.130.1	
Camera C.4-05	●	Courtroom 4301 Back of bench	Pelco	IMS0C10-1V	Schneider	11/2013	Telco Room 4226	10.12.131.92	255.255.254.0	10.12.130.1	
Camera C.4-06	●	Courtroom 4301 Back of Court	Pelco	IMS0C10-1V	Schneider	11/2013	Telco Room 4226	10.12.131.93	255.255.254.0	10.12.130.1	
Camera C.4-07	●	Waiting 4200	Pelco	IMS0C10-1V	Schneider	11/2013	Telco Room 4226	10.12.131.94	255.255.254.0	10.12.130.1	
Camera C.4-08	●	Corr 4124	Pelco	IMS0C10-1V	Schneider	11/2013	Telco Room 4226	10.12.131.95	255.255.254.0	10.12.130.1	
Camera C.4-09	●	Reception 4105	Pelco	IMS0C10-1V	Schneider	11/2013	Telco Room 4226	10.12.131.96	255.255.254.0	10.12.130.1	
Camera C.4-10	●	Corr 4228	Pelco	IMS0C10-1V	Schneider	11/2013	Telco Room 4226	10.12.131.97	255.255.254.0	10.12.130.1	
Camera C.4-11	●	Elevator Lobby 4100	Pelco	IMS0C10-1V	Schneider	11/2013	Telco Room 4226	10.12.131.98	255.255.254.0	10.12.130.1	
Camera C.4-12	●	Service Elev Vest 4102	Pelco	IMS0C10-1V	Schneider	11/2013	Telco Room 4226	10.12.131.99	255.255.254.0	10.12.130.1	
Camera C.4-13	●	Corr 4030	Pelco	IMS0C10-1V	Schneider	11/2013	Telco Room 4226	10.12.131.100	255.255.254.0	10.12.130.1	
Camera C.4-14	●	Stair 4	Pelco	IMS0C10-1V	Schneider	11/2013	Telco Room 4226	10.12.131.101	255.255.254.0	10.12.130.1	
Camera C.4-15	●	Waiting 4000	Pelco	IMS0C10-1V	Schneider	11/2013	Telco Room 4226	10.12.131.102	255.255.254.0	10.12.130.1	
Camera C.4-16	●	Suite 4100 Hallway	Axis	P3214V	Schneider	12/29/2016	Telco Room 4226	10.12.131.185	255.255.254.0	10.12.130.1	Needs programming
Camera C.5.06	●	Cort Rom 5304	Pelco	IMS0C10-1V	Schneider	11/2013	Telco Room 5222	10.12.131.108	255.255.254.0	10.12.130.1	
Camera C.5-01	●	Stair 1 and Corr 5215	Pelco	IMS0C10-1V	Schneider	11/2013	Telco Room 5222	10.12.131.103	255.255.254.0	10.12.130.1	
Camera C.5-02	●	Stair 3 and Corr 5221	Axis	M3046-V	SigNet	12/2016	Telco Room 5222	10.12.131.104	255.255.254.0	10.12.130.1	Needs programming
Camera C.5-03	●	Court rom 5403	Pelco	IMS0C10-1V	Schneider	11/2013	Telco Room 5222	10.12.131.105	255.255.254.0	10.12.130.1	
Camera C.5-04	●	Court Rm 5403	Pelco	IMS0C10-1V	Schneider	11/2013	Telco Room 5222	10.12.131.106	255.255.254.0	10.12.130.1	
Camera C.5-05	●	Court Rm 5304	Axis	M3046-V	SigNet	12/2016	Telco Room 5222	10.12.131.107	255.255.254.0	10.12.130.1	Needs programming
Camera C.5-07	●	Court rom 5219	Pelco	IMS0C10-1V	Schneider	11/2013	Telco Room 5222	10.12.131.109	255.255.254.0	10.12.130.1	
Camera C.5-08	●	Court rom 5219	Pelco	IMS0C10-1V	Schneider	11/2013	Telco Room 5222	10.12.131.110	255.255.254.0	10.12.130.1	
Camera C.5-09	●	Telecom 5222 And Corr 5221	Pelco	IMS0C10-1V	Schneider	11/2013	Telco Room 5222	10.12.131.111	255.255.254.0	10.12.130.1	
Camera C.5-10	●	Court rm 5210	Axis	M3046-V	SigNet	12/2016	Telco Room 5222	10.12.131.112	255.255.254.0	10.12.130.1	Needs programming
Camera C.5-11	●	Court rm 5210	Pelco	IMS0C10-1V	Schneider	11/2013	Telco Room 5222	10.12.131.113	255.255.254.0	10.12.130.1	
Camera C.5-12	●	Corr 5215 at Court 5210	Pelco	IMS0C10-1V	Schneider	11/2013	Telco Room 5222	10.12.131.114	255.255.254.0	10.12.130.1	
Camera C.5-13	●	Elevator Vest 5100	Pelco	IMS0C10-1V	Schneider	11/2013	Telco Room 5222	10.12.131.115	255.255.254.0	10.12.130.1	
Camera C.5-14	●	Service Elev Vest 5120	Pelco	IMS0C10-1V	Schneider	11/2013	Telco Room 5222	10.12.131.116	255.255.254.0	10.12.130.1	
Camera C.6-01	●	Stair 1 and Coor 6211	Pelco	IMS0C10-1V	Schneider	11/2013	Telco Room 6218	10.12.131.117	255.255.254.0	10.12.130.1	
Camera C.6-02	●	Waiting 6400	Pelco	IMS0C10-1V	Schneider	11/2013	Telco Room 6218	10.12.131.118	255.255.254.0	10.12.130.1	
Camera C.6-03	●	Stair 3 and Corr 6217	Pelco	IMS0C10-1V	Schneider	11/2013	Telco Room 6218	10.12.131.119	255.255.254.0	10.12.130.1	
Camera C.6-04	●	Court Rom 6215	Pelco	IMS0C10-1V	Schneider	11/2013	Telco Room 6218	10.12.131.120	255.255.254.0	10.12.130.1	
Camera C.6-05	●	Court Rom 6215	Pelco	IMS0C10-1V	Schneider	11/2013	Telco Room 6218	10.12.131.121	255.255.254.0	10.12.130.1	



Courthouse Cameras

Camera C.6-06	🟢	Corr 6217 At Court rm 6110	Pelco	IMS0C10-1V	Schneider	11/2013	Telco Room 6218	10.12.131.122	255.255.254.0	10.12.130.1	
Camera C.6-07	🟢	Court Rm 6110	Axis	M3046-V	SigNet	12/2016	Telco Room 6218	10.12.131.123	255.255.254.0	10.12.130.1	Needs programming
Camera C.6-08	🟢	Court Rm 6110	Pelco	IMS0C10-1V	Schneider	11/2013	Telco Room 6218	10.12.131.124	255.255.254.0	10.12.130.1	
Camera C.6-09	🟢	Corr 6211 at Vest 6109	Pelco	IMS0C10-1V	Schneider	11/2013	Telco Room 6218	10.12.131.125	255.255.254.0	10.12.130.1	
Camera C.6-10	🟢	Elevator Lobby 6100	Axis	M3046-V	SigNet	12/2016	Telco Room 6218	10.12.131.126	255.255.254.0	10.12.130.1	Needs programming
Camera C.6-11	🟢	Service Elev Vest 6102	Pelco	IMS0C10-1V	Schneider	11/2013	Telco Room 6218	10.12.131.127	255.255.254.0	10.12.130.1	
Camera C.7-06	🟢	Court room 7303	Axis	M3046-V	SigNet	12/2016	Telco Room 7225	10.12.131.133	255.255.254.0	10.12.130.1	Needs programming
Camera C.7-01	🟢	Stair 1 in Corr 7200	Pelco	IMS0C10-1V	Schneider	11/2013	Telco Room 7225	10.12.131.128	255.255.254.0	10.12.130.1	
Camera C.7-02	🟢	Court Rm 7401	Pelco	IMS0C10-1V	Schneider	11/2013	Telco Room 7225	10.12.131.129	255.255.254.0	10.12.130.1	
Camera C.7-03	🟢	Court Rm 7401	Pelco	IMS0C10-1V	Schneider	11/2013	Telco Room 7225	10.12.131.130	255.255.254.0	10.12.130.1	
Camera C.7-04	🟢	Stair 3 Corr 7221	Pelco	IMS0C10-1V	Schneider	11/2013	Telco Room 7225	10.12.131.131	255.255.254.0	10.12.130.1	
Camera C.7-05	🟢	Court room 7303	Pelco	IMS0C10-1V	Schneider	11/2013	Telco Room 7225	10.12.131.132	255.255.254.0	10.12.130.1	
Camera C.7-07	🟢	Court Room 7219	Pelco	IMS0C10-1V	Schneider	11/2013	Telco Room 7225	10.12.131.134	255.255.254.0	10.12.130.1	
Camera C.7-08	🟢	Court Room 7219	Pelco	IMS0C10-1V	Schneider	11/2013	Telco Room 7225	10.12.131.135	255.255.254.0	10.12.130.1	
Camera C.7-09	🟢	Corr 7221 at Court Room 7110	Pelco	IMS0C10-1V	Schneider	11/2013	Telco Room 7225	10.12.131.136	255.255.254.0	10.12.130.1	
Camera C.7-10	🟢	Court Rm 7110	Pelco	IMS0C10-1V	Schneider	11/2013	Telco Room 7225	10.12.131.137	255.255.254.0	10.12.130.1	
Camera C.7-11	🟢	Court Rm 7110	Pelco	IMS0C10-1V	Schneider	11/2013	Telco Room 7225	10.12.131.138	255.255.254.0	10.12.130.1	
Camera C.7-12	🟢	Corr 7200 At Court rm 7110	Pelco	M3046-V	Schneider	11/2013	Telco Room 7225	10.12.131.139	255.255.254.0	10.12.130.1	
Camera C.7-13	🟢	Elevator Lobby 7100	Axis	IMS0C10-1V	SigNet	12/2016	Telco Room 7225	10.12.131.140	255.255.254.0	10.12.130.1	Needs programming
Camera C.7-14	🟢	Service Elev Vest 7102	Pelco	IMS0C10-1V	Schneider	11/2013	Telco Room 7225	10.12.131.141	255.255.254.0	10.12.130.1	
Camera C.8-01	🟢	Corr 8110 At Stair 1	Pelco	IMS0C10-1V	Schneider	11/2013	Telco Room 8219	10.12.131.149	255.255.254.0	10.12.130.1	
Camera C.8-02	🟢	Corr 8320 at stair 3	Pelco	IMS0C10-1V	Schneider	11/2013	Telco Room 8219	10.12.131.150	255.255.254.0	10.12.130.1	
Camera C.8-03	🟢	Corr 8114 at Court Rm 8108	Pelco	IMS0C10-1V	Schneider	11/2013	Telco Room 8219	10.12.131.151	255.255.254.0	10.12.130.1	
Camera C.8-04	🟢	Court Rm 8108	Pelco	IMS0C10-1V	Schneider	11/2013	Telco Room 8219	10.12.131.152	255.255.254.0	10.12.130.1	
Camera C.8-05	🟢	Court Rm 8108	Pelco	IMS0C10-1V	Schneider	11/2013	Telco Room 8219	10.12.131.153	255.255.254.0	10.12.130.1	
Camera C.8-06	🟢	Waiting 8107	Axis	M3046-V	SigNet	12/2016	Telco Room 8219	10.12.131.154	255.255.254.0	10.12.130.1	Needs programming
Camera C.8-07	🟢	Corr 8101B At Court Rm 8108	Pelco	IMS0C10-1V	Schneider	11/2013	Telco Room 8219	10.12.131.155	255.255.254.0	10.12.130.1	
Camera C.8-08	🟢	Elevator Lobby 8100	Pelco	IMS0C10-1V	Schneider	11/2013	Telco Room 8219	10.12.131.156	255.255.254.0	10.12.130.1	
Camera C.8-09	🟢	Servie Elev Vest 8102	Pelco	IMS0C10-1V	Schneider	11/2013	Telco Room 8219	10.12.131.157	255.255.254.0	10.12.130.1	
Camera C.8-10	🟢	DA North Hallway	Axis	M3046-V	SigNet		Telco Room 8219		255.255.254.0	10.12.130.1	Waiting for install
Camera C.8-11	🟢	DA West Hallway	Axis	M3046-V	SigNet		Telco Room 8219		255.255.254.0	10.12.130.1	Waiting for install
Camera C.8-12	🟢	DA East Hallway	Axis	M3046-V	SigNet		Telco Room 8219		255.255.254.0	10.12.130.1	Waiting for install
Camera C.8-13	🟢	DA South Hallway	Axis	M3046-V	SigNet		Telco Room 8219		255.255.254.0	10.12.130.1	Waiting for install
Camera C.8-14	🟢	DA Lobby	Axis	M3046-V	SigNet		Telco Room 8219		255.255.254.0	10.12.130.1	Waiting for install
Camera C.8-15	🟢	East Main Hallway	Axis	M3046-V	SigNet		Telco Room 8219		255.255.254.0	10.12.130.1	Waiting for install
Camera C.9-01	🟢	Stair 1	Pelco	IMS0C10-1V	Schneider	11/2013	Telco Room 9218	10.12.131.158	255.255.254.0	10.12.130.1	
Camera C.9-02	🟢	Stair 3	Axis	M3046-V	SigNet	12/2016	Telco Room 9218	10.12.131.159	255.255.254.0	10.12.130.1	Needs programming
Camera C.9-03	🟢	Corr 9119 At Multi Purp Rm 9120	Pelco	IMS0C10-1V	Schneider	11/2013	Telco Room 9218	10.12.131.160	255.255.254.0	10.12.130.1	
Camera C.9-04	🟢	Multi Purp rm 9120	Pelco	IMS0C10-1V	Schneider	11/2013	Telco Room 9218	10.12.131.161	255.255.254.0	10.12.130.1	
Camera C.9-05	🟢	Vestibule 9101C	Pelco	IMS0C10-1V	Schneider	11/2013	Telco Room 9218	10.12.131.162	255.255.254.0	10.12.130.1	
Camera C.9-06	🟢	Elevator Lobby 9100	Pelco	IMS0C10-1V	Schneider	11/2013	Telco Room 9218	10.12.131.163	255.255.254.0	10.12.130.1	
Camera C.9-07	🟢	Service Elev Vest 9102	Pelco	IMS0C10-1V	Schneider	11/2013	Telco Room 9218	10.12.131.164	255.255.254.0	10.12.130.1	
Camera C.G-01	🟢	Stair 1	Axis	M3046-V	SigNet	12/2016	Security Room 0308	10.12.131.2	255.255.254.0	10.12.130.1	Needs programming
Camera C.G-02	🟢	Corr 301	Pelco	IMS0C10-1V	Schneider	11/2013	Security Room 0308	10.12.131.3	255.255.254.0	10.12.130.1	
Camera C.G-03	🟢	Gun Rm 0129	Pelco	IMS0C10-1V	Schneider	11/2013	Security Room 0308	10.12.131.4	255.255.254.0	10.12.130.1	
Camera C.G-04	🟢	Drug Rm 0128	Pelco	IMS0C10-1V	Schneider	11/2013	Security Room 0308	10.12.131.5	255.255.254.0	10.12.130.1	
Camera C.G-05	🟢	Evidence 0127	Pelco	IMS0C10-1V	Schneider	11/2013	Security Room 0308	10.12.131.6	255.255.254.0	10.12.130.1	
Camera C.G-06	🟢	Open Office 0101	Pelco	IMS0C10-1V	Schneider	11/2013	Security Room 0308	10.12.131.7	255.255.254.0	10.12.130.1	
Camera C.G-07	🟢	Elevator 1EL	Pelco	IMS0C10-1V	Schneider	11/2013	Telco Room 9218	10.12.131.142	255.255.254.0	10.12.130.1	
Camera C.G-08	🟢	Elevator 2EL	Pelco	IMS0C10-1V	Schneider	11/2013	Telco Room 9218	10.12.131.143	255.255.254.0	10.12.130.1	
Camera C.G-09	🟢	Elevator 3EL	Pelco	IMS0C10-1V	Schneider	11/2013	Telco Room 9218	10.12.131.144	255.255.254.0	10.12.130.1	
Camera C.G-10	🟢	Elevator Lobby	Pelco	IMS0C10-1V	Schneider	11/2013	Security Room 0308	10.12.131.8	255.255.254.0	10.12.130.1	
Camera C.G-11	🟢	Elevator 4EL	Pelco	IMS0C10-1V	Schneider	11/2013	Telco Room 9218	10.12.131.145	255.255.254.0	10.12.130.1	
Camera C.G-12	🟢	Elevator 5EL	Pelco	IMS0C10-1V	Schneider	11/2013	Telco Room 9218	10.12.131.146	255.255.254.0	10.12.130.1	



Courthouse Cameras

Camera C.G-13	🟢	Elevator 6EL	Pelco	IMSOC10-1V	Schneider	11/2013	Telco Room 9218	10.12.131.147	255.255.254.0	10.12.130.1	
Camera C.G-14	🟢	Service Elevator 7EL	Pelco	IMSOC10-1V	Schneider	11/2013	Telco Room 9218	10.12.131.148	255.255.254.0	10.12.130.1	
Camera C.G-15	🟢	Service Elevator Vest 0109	Pelco	IMSOC10-1V	Schneider	11/2013	Security Room 0308	10.12.131.9	255.255.254.0	10.12.130.1	
Camera C.G-16	🟢	Corr	Pelco	IMSOC10-1V	Schneider	11/2013	Security Room 0308	10.12.131.10	255.255.254.0	10.12.130.1	
Camera C.G-17	🟢	Corr	Pelco	IMSOC10-1V	Schneider	11/2013	Security Room 0308	10.12.131.11	255.255.254.0	10.12.130.1	
Camera C.G-18	🟢	Mail room	Pelco	IMSOC10-1V	Schneider	11/2013	Security Room 0308	10.12.131.12	255.255.254.0	10.12.130.1	
Camera C.G-19	🟢	Corr 004 and Stair 4	Pelco	IMSOC10-1V	Schneider	11/2013	Security Room 0308	10.12.131.13	255.255.254.0	10.12.130.1	
Camera C.G-20	🟢	Dock 0006	Pelco	IMSOC10-1V	Schneider	11/2013	Security Room 0308	10.12.131.14	255.255.254.0	10.12.130.1	
Camera C.G-22	🟢	Evidence Lockers	Pelco	IP110	Schneider	11/2013	Security Room 0308	10.12.131.176	255.255.254.0	10.12.130.1	
Camera C.G-23	🟢	Evidence Viewing	Pelco	IP110	Schneider	11/2013	Security Room 0308	10.12.131.177	255.255.254.0	10.12.130.1	
Camera C.G-24	🟢	Evidence Inside	Pelco	IP110	Schneider	11/2013	Security Room 0308	10.12.131.175	255.255.254.0	10.12.130.1	
Camera C.G-25	🟢	Armory Vault	Pelco	IMSOC10-1V	Schneider	11/2013	Security Room 0308	10.12.131.178	255.255.254.0	10.12.130.1	
Camera C.G-26	🟢	Outside Communication Center	Pelco	IMSODN10-1V	Schneider	11/2013	Security Room 0308	10.12.131.179			
Camera C.G-27	🟢	Gym	Pelco	IMSODN10-1V	Schneider	11/2013	Security Room 0308	10.12.131.174			
Camera C.JG-05	🟡	Control Room	Axis	M3046-V	SigNet	12/2016	Security Room 0308	10.12.131.179	255.255.254.0	10.12.130.1	Needs programming
Camera C.JG-12	🟡	Elevator 9 Judges	Axis	M3046-V	SigNet	12/2016	Security Room 0308	10.12.131.171	255.255.254.0	10.12.130.1	Needs programming
Camera C.JG-13	🟢	Elevator 8 Judges	Pelco	IMSOC10-1V	Schneider	11/2013	Security Room 0308	10.12.131.170	255.255.254.0	10.12.130.1	
Camera C.JG-21	🟢	Judges Elevator Lobby	Axis	M3046-V	SigNet	12/2016	Security Room 0308	10.12.131.169	255.255.254.0	10.12.130.1	Needs programming
Camera C.PD1-01	🟢	Outside Stair B	Pelco	Analog	Schneider	11/2013	Parking Deck Telecom Room 103	10.12.131.203	255.255.254.0	10.12.130.1	
Camera C.PD1-02	🟢	Outside Stair A	Pelco	Analog	Schneider	11/2013	Parking Deck Telecom Room 103	10.12.131.203	255.255.254.0	10.12.130.1	
Camera C.PD1-03	🟢	Outside Elevators	Pelco	Analog	Schneider	11/2013	Parking Deck Telecom Room 103	10.12.131.203	255.255.254.0	10.12.130.1	
Camera C.PD1-04	🟢	Outside Stair C	Pelco	Analog	Schneider	11/2013	Parking Deck Telecom Room 103	10.12.131.203	255.255.254.0	10.12.130.1	
Camera C.PD1-05	🟢	Entry Gate N 1	Pelco	Analog	Schneider	11/2013	Parking Deck Telecom Room 103	10.12.131.203	255.255.254.0	10.12.130.1	
Camera C.PD1-06	🟢	Exterior PTZ by Stair C	Pelco	Analog	Schneider	11/2013	Parking Deck Telecom Room 103	10.12.131.203	255.255.254.0	10.12.130.1	
Camera C.PD1-07	🟡	Exit Gate N 1	Axis	M3046-V	SigNet	12/2016	Parking Deck Telecom Room 103	10.12.131.204	255.255.254.0	10.12.130.1	Needs programming
Camera C.PD1-08	🟢	Exterior Corner by Parking Gate N 2	Pelco	Analog	Schneider	11/2013	Parking Deck Telecom Room 103	10.12.131.204	255.255.254.0	10.12.130.1	
Camera C.PD2-01	🟢	Outside Stair B	Pelco	Analog	Schneider	11/2013	Parking Deck Telecom Room 103	10.12.131.204	255.255.254.0	10.12.130.1	
Camera C.PD2-02	🟢	Outside Stair A	Pelco	Analog	Schneider	11/2013	Parking Deck Telecom Room 103	10.12.131.204	255.255.254.0	10.12.130.1	
Camera C.PD2-03	🟢	Outside Elevators	Pelco	Analog	Schneider	11/2013	Parking Deck Telecom Room 103	10.12.131.204	255.255.254.0	10.12.130.1	
Camera C.PD2-04	🟢	Outside Stair C	Pelco	Analog	Schneider	11/2013	Parking Deck Telecom Room 103	10.12.131.204	255.255.254.0	10.12.130.1	
Camera C.PD3-01	🟢	Outside Stair B	Pelco	Analog	Schneider	11/2013	Parking Deck Telecom Room 103	10.12.131.204	255.255.254.0	10.12.130.1	
Camera C.PD3-02	🟢	Outside Stair A	Pelco	Analog	Schneider	11/2013	Parking Deck Telecom Room 103	10.12.131.204	255.255.254.0	10.12.130.1	
Camera C.PD3-03	🟢	Outside Elevators	Pelco	Analog	Schneider	11/2013	Parking Deck Telecom Room 103	10.12.131.204	255.255.254.0	10.12.130.1	
Camera C.PD3-04	🟢	Outside Stair C	Pelco	Analog	Schneider	11/2013	Parking Deck Telecom Room 103	10.12.131.204	255.255.254.0	10.12.130.1	
Camera C.PD3-05	🟢	ATM	Axis	Analog	Schneider	7/2016	Parking Deck Telecom Room 103	10.12.130.83	255.255.254.0	10.12.130.1	
Camera C.PD4-01	🟢	Outside Stair B	Pelco	Analog	Schneider	11/2013	Parking Deck Telecom Room 103	10.12.131.204	255.255.254.0	10.12.130.1	
Camera C.PD4-02	🟢	Outside Stair A	Pelco	Analog	Schneider	11/2013	Parking Deck Telecom Room 103	10.12.131.204	255.255.254.0	10.12.130.1	
Camera C.PD4-03	🟢	Outside Stair C	Pelco	Analog	Schneider	11/2013	Parking Deck Telecom Room 103	10.12.131.204	255.255.254.0	10.12.130.1	
Camera C.PD4-04	🟢	Exterior Corner PTZ Stair C	Pelco	Analog	Schneider	11/2013	Parking Deck Telecom Room 103	10.12.131.202	255.255.254.0	10.12.130.1	
Camera C.PD4-05	🟢	Exterior Corner PTZ NE	Pelco	Analog	Schneider	11/2013	Parking Deck Telecom Room 103	10.12.131.202	255.255.254.0	10.12.130.1	
Camera C.PD4-06	🟢	Exterior Corner PTZ Stair B	Pelco	Analog	Schneider	11/2013	Parking Deck Telecom Room 103	10.12.131.202	255.255.254.0	10.12.130.1	
Camera C.PD5-01	🟢	Outside Stair B	Pelco	Analog	Schneider	11/2013	Parking Deck Telecom Room 103	10.12.131.204	255.255.254.0	10.12.130.1	
Camera C.PD5-02	🟢	Outside Stair A	Pelco	Analog	Schneider	11/2013	Parking Deck Telecom Room 103	10.12.131.204	255.255.254.0	10.12.130.1	
Camera C.PD5-03	🟢	Outside Stair C	Pelco	Analog	Schneider	11/2013	Parking Deck Telecom Room 103	10.12.131.204	255.255.254.0	10.12.130.1	
Camera C.PDG-01	🟢	Outside Stair A	Pelco	Analog	Schneider	11/2013	Parking Deck Telecom Room 103	10.12.131.203	255.255.254.0	10.12.130.1	
Camera C.PDG-02	🟢	Exit Gate S 3	Pelco	Analog	Schneider	11/2013	Parking Deck Telecom Room 103	10.12.131.203	255.255.254.0	10.12.130.1	
Camera C.PDG-03	🟢	Exit Gate S 4	Pelco	Analog	Schneider	11/2013	Parking Deck Telecom Room 103	10.12.131.203	255.255.254.0	10.12.130.1	
Camera C.PDG-04	🟢	Outside Evidence Storage	Pelco	Analog	Schneider	11/2013	Parking Deck Telecom Room 103	10.12.131.203	255.255.254.0	10.12.130.1	
Camera C.PDG-05	🟢	Entry Gate S 1	Pelco	Analog	Schneider	11/2013	Parking Deck Telecom Room 103	10.12.131.203	255.255.254.0	10.12.130.1	
Camera C.PDG-06	🟢	Entry Gate S 2	Pelco	Analog	Schneider	11/2013	Parking Deck Telecom Room 103	10.12.131.203	255.255.254.0	10.12.130.1	
Camera C.PDG-07	🟢	Outside Stair B	Pelco	Analog	Schneider	11/2013	Parking Deck Telecom Room 103	10.12.131.203	255.255.254.0	10.12.130.1	
Camera C.PDG-08	🟢	Inside Evidence Storage	Pelco	Analog	Schneider	11/2013	Parking Deck Telecom Room 103	10.12.131.203	255.255.254.0	10.12.130.1	
Camera C.PDG-09	🟢	Parking Gates S 3 & S 4	Pelco	Analog	Schneider	11/2013	Parking Deck Telecom Room 103	10.12.131.203	255.255.254.0	10.12.130.1	
Camera C.PDG-10	🟢	Outside Stair C	Pelco	Analog	Schneider	11/2013	Parking Deck Telecom Room 103	10.12.131.203	255.255.254.0	10.12.130.1	



